





## Year 3 - ART AND DESIGN – Theme activities!

Draw...	Be an Artist!	Design and make...
<p>Draw and colour a circus show backdrop on paper or card.</p> 	<p>Research artist Henri Matisse's work, focusing on his 'Jazz' collection of paper cut-outs. These are the names of some specific pieces: <i>Le Cirque, Deux danseurs, Les Codomas, L'avaleur de sabres, Le Clown, Le cheval, l'Ecuyère et le clown</i></p> <p>List what you notice about his:</p> <ul style="list-style-type: none"> <li>• Colours</li> <li>• Shapes</li> <li>• Sizes</li> <li>• Patterns</li> </ul> 	<p>Design and make a 3D big top circus tent theatre, including puppet performers!</p> <p>Here's an example (shoebox or cereal box): <a href="https://www.firstpalette.com/craft/circus-diorama.html">https://www.firstpalette.com/craft/circus-diorama.html</a></p> <p>If you have printer access, this is a circus tent 3D template: <a href="https://www.firstpalette.com/craft/paper-circus-tent.html">https://www.firstpalette.com/craft/paper-circus-tent.html</a></p>
<p>Draw pictures of your favourite circus acts, add colour to them and cut out around them.</p> <p>(You can turn your pictures into puppets by sticking them onto items such as lollipop sticks, small spoons, old socks, straws or cardboard tubes).</p> <p>Enjoy the show!</p>	<p>Learn about how Henri Matisse cut shapes to compose a collage. Sometimes he painted white paper to get the colours he really wanted to use or you can use coloured paper or old magazines. Simply create varying shapes, sizes and colours to create your own!</p> <p>This video explains the process: <a href="https://www.youtube.com/watch?v=hy4DUpsC22c">https://www.youtube.com/watch?v=hy4DUpsC22c</a></p> <p>Footage of Henri Matisse making a paper cut-out: <a href="https://www.youtube.com/watch?v=GN0okOq8Hyc">https://www.youtube.com/watch?v=GN0okOq8Hyc</a></p> <p><a href="https://www.tate.org.uk/kids/explore/who-is/who-henri-matisse">https://www.tate.org.uk/kids/explore/who-is/who-henri-matisse</a> (Further information and ideas)</p>	<p>Design and make a toy to represent a circus act. Can you make it move? Then evaluate how it works. Who would enjoy it?</p> <p>This is a unicycle rider using just paper and a paper clip! <a href="http://madebyjoel.com/2012/02/paper-circus-rider-toy.html">http://madebyjoel.com/2012/02/paper-circus-rider-toy.html</a></p> 
<p>Design a poster persuading people to visit the circus. This could be one you have made or researched. Remember to make it bright, clear, persuasive and informative.</p>	<p>Create your own circus-inspired artwork using Henri Matisse's examples:</p> 	<p>Design and make a carnival game for your family to play! What are your rules?</p> 