



Home Learning

Week beginning 4th January 2021

- Daily jobs - 7 little jobs to do each day.
- Different activities for each day, starting this week with Wonderful Wednesday. We are starting our new Power of Reading Book, so we will be lots of exciting learning to do as well as some maths and phonics.

Please add to
Tapestry at
least 3 times a
week for us to
see your child's
learning.



This week's daily jobs:

- ▶ Write your name - form each letter correctly. Once you have done this, practice your surname too!
- ▶ Go for a walk and see what numbers you can spot on the doors.
- ▶ Funky Fingers - can you carefully cut something out from a newspaper or magazine?
- ▶ Draw a picture.
- ▶ Make a model using Lego or another construction material.
- ▶ Read a story with a grown up and talk about it.
- ▶ Practice forming all number correctly, using your number formation sheet which was sent out before.
- ▶ Do a GoNoodle or Joe Wicks PE via YouTube



Wonderful Wednesday😊

We are going to recap 2 sounds today!
They are **s** and **a**.

<https://www.youtube.com/watch?v=APts0BQi0LA>

- Jolly phonics s sound- Montessori Love

<https://www.youtube.com/watch?v=RSj3XeJXfnc>

- Jolly phonics a sound - Montessori Love

On the next slide, see if you can sort out some pictures into their initial sounds.

Phonics

Don't
forget
tapestry!

What is the first sound in the following pictures?



Can you have a go at writing down any sounds you can hear in the following pictures?



Don't
forget
tapestry!

Wonderful Wednesday😊

If you're feeling brave, have a go at the following sound.

ch

This is a digraph. 2 letters together make 1 sound. Have a look at the separate PowerPoint to learn the song.

Can you read the following sentence:

I am a chick.



Phonics

Don't
forget
tapestry!

Wonderful Wednesday 😊

Maths

- ▶ Recap numbers one to 20- ask an adult to write different numbers- tell your grown up what the number is...
- ▶ See if your grown up can choose 3 numbers- can you match the correct number of objects to the number?

Name _____ Date _____

Number Cards 1-20

Cut the number cards out to practice identifying, counting, and ordering numbers.

1	2	3	4
5	6	7	8
9	10	11	12
13	14	15	16
17	18	19	20

Don't
forget
tapestry!

Wonderful Wednesday 😊

Literacy

What do you think is in the present?

- What shape is it?
- How big do you think it is?
- What do you think it would feel like?
- Talk to your grown up and tell them what you think.
- Why do you think it's a?



Don't
forget
tapestry!

Go to the next slide
to see what is
inside!

Wonderful Wednesday 😊

Literacy

It's a bus!



Don't
forget
tapestry!



This week's daily jobs:

- ▶ Write your name - form each letter correctly. Once you have done this, practice your surname too!
- ▶ Go for a walk and see what numbers you can spot on the doors.
- ▶ Funky Fingers - can you carefully cut something out from a newspaper or magazine?
- ▶ Draw a picture.
- ▶ Make a model using Lego or another construction material.
- ▶ Read a story with a grown up and talk about it.
- ▶ Practice forming all number correctly, using your number formation sheet which was sent out before.
- ▶ Do a GoNoodle or Joe Wicks PE via YouTube



Thrilling Thursday 😊

Can you find a group of Lego people or dolls house people (or anything you have around the house!). We are going to practice addition.

Find 5 people, can you add 3, how many do you have now?

Find 8 people, can you add 5, how many do you have now?

Find 9 people, can you add 4, how many do you have now?

CHALLENGE: Can you write these number sentences?
e.g $5 + 3 =$



Maths

Don't
forget
tapestry!

Thrilling Thursday 😊

Literacy



Yesterday we unwrapped
our toy bus.
Please enjoy the story
'Naughty Bus' on
YouTube.

<https://www.youtube.com/watch?v=sqQ1BAEj1oE>

Don't
forget
tapestry!

Thrilling Thursday 😊

Today's sounds are:

t and **p**

Phonics

<https://www.youtube.com/watch?v=t6Pn2zVz3eo> Jolly phonics t sound - Montessori Love

<https://www.youtube.com/watch?v=CDo6o9Wmn60> Jolly phonics p sound - Jordan Fun Learning



Don't
forget
tapestry!



This week's daily jobs:

- ▶ Write your name - form each letter correctly. Once you have done this, practice your surname too!
- ▶ Go for a walk and see what numbers you can spot on the doors.
- ▶ Funky Fingers - can you carefully cut something out from a newspaper or magazine?
- ▶ Draw a picture.
- ▶ Make a model using Lego or another construction material.
- ▶ Read a story with a grown up and talk about it.
- ▶ Practice forming all number correctly, using your number formation sheet which was sent out before.
- ▶ Do a GoNoodle or Joe Wicks PE via YouTube



Can you have a go at splitting the pictures up into their sounds?



p - a - n



If you're feeling brave, have a go at the following sound

sh

This is a digraph. 2 letters together make 1 sound. Have a look at the separate powerpoint to learn the song.

Can you write the following words? Can you have a go at writing them in a short caption?



Fantastic Friday 😊

Maths



<https://www.topmarks.co.uk/addition/robot-addition>

Don't
forget
tapestry!

Fantastic Friday 😊

<https://www.youtube.com/watch?v=sqQ1BAEj1oE>

Here are some pictures from the 'Naughty Bus' story.

- Which one is your favourite?
- Can you tell your grown up what is happening in the picture?
- Why is it your favourite picture?



Literacy

Don't forget
tapestry!

Fantastic Friday😊

Phonics

Today we are learning the sounds **i** and **n**.


<https://www.youtube.com/watch?v=QL7w-PAQUb8> Jolly phonics i - Jordan Fun Learning

Nn

Action: Touch your nose with your index finger and say "n".

Nosey nose, n, n, n.
Nosey nose, n, n, n.
Nosey nose, n, n, n.
What can you find?

Tune: Skip to my Lou




Don't
forget
tapestry!

You need:

A pencil or a pen

Some paper or a whiteboard

Have a go at writing the following words:



Go to the next slide to see the words. Did you get all the sounds?

You need:

A pencil or a pen

Some paper or a whiteboard

Have a go at writing the following words:



pan



sit

If you're feeling brave, have a go at the following sound


th

Use the separate powerpoint to learn the song for this sound.

It is a digraph, so 2 letters make 1 sound. Be careful with this one, it can make 2 different sounds!

Can you read the following sentence? Have a look at finger spaces and make sure you blend the word.

The thin man is sad.



Don't
forget
tapestry!