



Home Learning

Week beginning 11th January 2021

- Daily jobs - 8 little jobs to do each day.
- Different activities for each day, starting this week with Marvellous Monday. We are continuing with our Power of Reading Book, so we will be doing lots of exciting learning.

Please add to
Tapestry at
least 3 times a
week for us to
see your child's
learning.



This weeks daily jobs;

- ▶ Write your name - form each letter correctly. Once you have done this, practice your surname too!
- ▶ Go for a walk and see what vehicles you can spot.
- ▶ Funky Fingers- See what you can pick up around the house using a clothes peg.
- ▶ Draw a picture.
- ▶ Can you make a model of a vehicle you saw today with Lego or any other construction material.
- ▶ Read a story with a grown up and talk about it.
- ▶ Use your letter formation sheet which was sent out before Christmas - practice forming all letters correctly.
- ▶ Do a GoNoodle via youtube.



Marvellous Monday


Phonics

► Today we are learning the sounds **m** and **d**.

<https://www.youtube.com/watch?v=ltYJj0qoMoc> Jolly phonics m - Montessori Love

https://www.youtube.com/watch?v=9_t8oCrN5pw Jolly phonics d - Montessori Love

Which of these start with m and which ones start with d?



Using the pictures on the previous page,
can you choose 2 and have a go at
writing them down? Some might be easier
than others! (The ones on the bottom)

Don't forget to try and sound out the
words before writing them down.

If you're feeling brave, have a go at the following sound:

ng

It is a digraph, so 2 letters make 1 sound.
Have a look at the separate PowerPoint on the school website to learn the song.

[Early Years - Woodston Primary School](#)

Can you match the words to the pictures below?



thing

ring

tong

wing

Marvellous Monday ☺

Maths



Can you watch the video, and have a go at singing
the song yourself?

Practise telling your grown up how many bottles
you have taken away?

e.g.- 10 bottles takeaway 2 equals 8

<https://www.bing.com/videos/search?q=number+fun+dave+godfrey+songs+10+green+bottles&docid=608027856105309769&mid=08F6F1813523740B96EF08F6F1813523740B96EF&view=detail&FORM=VIRE>


Marvellous Monday

Literacy

Listen to the 'Naughty Bus' story on YouTube

<https://www.youtube.com/watch?v=sqQ1BAEj1oE>

Can you tell your grown-ups the correct order for these pictures from the story?



Don't forget
tapestry!



This weeks daily jobs;

- ▶ Write your name - form each letter correctly. Once you have done this, practice your surname too!
- ▶ Go for a walk and see what vehicles you can spot.
- ▶ Funky Fingers- See what you can pick up around the house using a clothes peg.
- ▶ Draw a picture.
- ▶ Can you make a model of a vehicle you saw today with Lego or any other construction material.
- ▶ Read a story with a grown up and talk about it.
- ▶ Use your letter formation sheet which was sent out before Christmas - practice forming all letters correctly.
- ▶ Do a GoNoodle via youtube.



Terrific Tuesday

Phonics

Today we are learning the sounds **g** and **O**.


<https://www.youtube.com/watch?v=wil16fMPPr1Q> Jolly phonics g - Montessori Love

<https://www.youtube.com/watch?v=wyzVs9pgHs> Jolly phonics o - Montessori Love

g



O



Have a walk around your house or garden or local area. Can you spot anything that starts with the sounds g or o?

Have a go at writing them down thinking about all the different sounds you can hear.



If you're feeling brave, have a go at this sound:

ai

It is a digraph! 2 letters make 1 sound. Use the other PowerPoint to look at the song.

[Early Years - Woodston Primary School](#)



rain



snail

Can you think of any more words that have the ai digraph in them?

How about when you fall over - what do you feel.....? Or what does a dog wag...? Have a go at writing them down. Don't forget to sound the work out, listening carefully for each sound

Terrific Tuesday 😊

Maths

Can you find a group of Lego people or dolls house people (or anything you have around the house!). We are going to practice subtraction.

Find 4 people, can you takeaway 2, how many do you have left?

Find 7 people, can you subtract 5, how many do you have left?

Find 9 people, can you tell me what 9 minus 4 equals?

CHALLENGE- Can you write these number sentences?
e.g. $4 - 2 =$



Terrific Tuesday

Today is a PE day! Have fun joining in with Cosmic Kids
<https://www.youtube.com/watch?v=lppLh0FI3iw>



PE

Don't
forget
tapestry!



This weeks daily jobs;

- ▶ Write your name - form each letter correctly. Once you have done this, practice your surname too!
- ▶ Go for a walk and see what vehicles you can spot.
- ▶ Funky Fingers- See what you can pick up around the house using a clothes peg.
- ▶ Draw a picture.
- ▶ Can you make a model of a vehicle you saw today with Lego or any other construction material.
- ▶ Read a story with a grown up and talk about it.
- ▶ Use your letter formation sheet which was sent out before Christmas - practice forming all letters correctly.
- ▶ Do a GoNoodle via youtube.



Wonderful Wednesday😊

We are going to recap 2 sounds today!
They are **C** and **k**.

<https://www.youtube.com/watch?v=SpBSfA5UuRU&t=12s>
Jolly phonics c sound - Montessori Love

<https://www.youtube.com/watch?v=SpBSfA5UuRU&t=12s>
Jolly phonics k sound - Montessori Love

Phonics

Don't forget
tapestry!

Have a go at writing the following words.
Be careful as to whether you use c or k. Can you read your words back to
yourself and check they make sense?

C



k



Wonderful Wednesday😊

If you're feeling brave, have a go at the following sound.

ee

This is a digraph. 2 letters together make 1 sound. Have a look at the separate powerpoint to learn the song. [Early Years - Woodston Primary School](#)

Have a go at reading the following sentence:

I am a queen.



Phonics

Don't
forget
tapestry!

Wonderful Wednesday 😊

Maths

Ask a grown up to write some subtraction number sentences.

Which number is the biggest? Find that number of objects.

Take away the smallest number.

How many do you have left?

Can you write the answer?




$$7 - 3 =$$

Don't
forget
tapestry!

Wonderful Wednesday 😊


Literacy

<https://www.youtube.com/watch?v=sqQ1BAEj1oE> (Naughty Bus link)



On a piece of paper draw some pictures from the Naughty Bus story.

- Tape a pen or a crayon to the back of a toy vehicle. Can you drive it around the pictures you have drawn in the correct order?
- Can you drive the car so it writes your name?



Don't forget
tapestry!

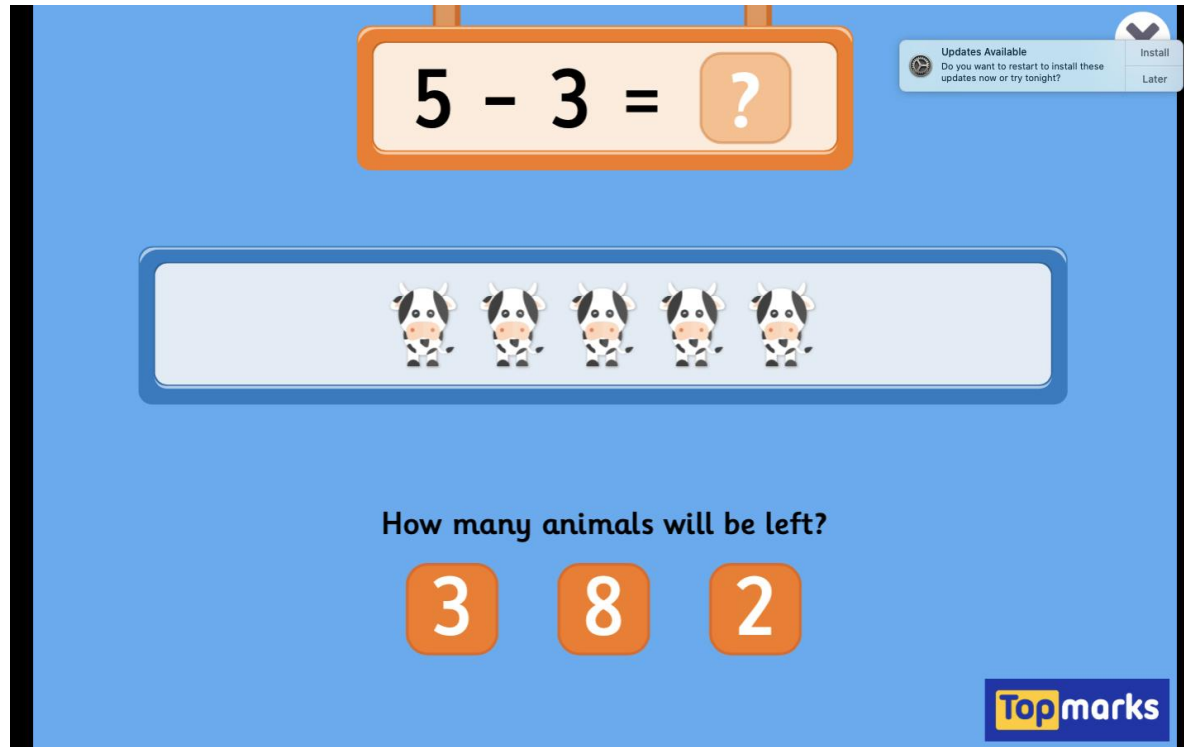


This weeks daily jobs;

- ▶ Write your name - form each letter correctly. Once you have done this, practice your surname too!
- ▶ Go for a walk and see what vehicles you can spot.
- ▶ Funky Fingers- See what you can pick up around the house using a clothes peg.
- ▶ Draw a picture.
- ▶ Can you make a model of a vehicle you saw today with Lego or any other construction material.
- ▶ Read a story with a grown up and talk about it.
- ▶ Use your letter formation sheet which was sent out before Christmas - practice forming all letters correctly.
- ▶ Do a GoNoodle via youtube.



Thrilling Thursday 😊



Maths

<https://www.topmarks.co.uk/subtraction/subtraction-to-10>

Don't
forget
tapestry!

Thrilling Thursday 😊



Literacy

- Tell your grown up a sentence to go with each picture. Start with "Naughty bus is"
- Have go at writing some words for things in the pictures e.g. dog, bed, leg ...
- Can you have a go at writing a sentence of your own?

Don't
forget
tapestry!

Thrilling Thursday 😊

Today's sounds are:

ck and e

Phonics

<https://www.youtube.com/watch?v=SpBSfA5UuRU&t=12s> Jolly phonics ck sound - Montessori Love

<https://www.youtube.com/watch?v=4Tm0Jh3W90w> Jolly phonics e sound - Montessori Love

ck never comes at the start of a word, only in the middle or at the end. We have to remember that when writing.

Have a go at reading the following words then look on the next page to see if you are right.

sack black peg neck

Don't
forget
tapestry!

sack



peg



black



neck



If you're feeling brave, have a go at the following sound.

igh

This is a trigraph. 3 letters together make 1 sound. Have a look at the separate PowerPoint to learn the song. [Early Years - Woodston Primary School](#)

Can you have a go at reading the following sentence. Could you have a go at then writing your own sentence with an igh word?

The light is bright





This weeks daily jobs;

- ▶ Write your name - form each letter correctly. Once you have done this, practice your surname too!
- ▶ Go for a walk and see what vehicles you can spot.
- ▶ Funky Fingers- See what you can pick up around the house using a clothes peg.
- ▶ Draw a picture.
- ▶ Can you make a model of a vehicle you saw today with Lego or any other construction material.
- ▶ Read a story with a grown up and talk about it.
- ▶ Use your letter formation sheet which was sent out before Christmas - practice forming all letters correctly.
- ▶ Do a GoNoodle via youtube.



Fantastic Friday😊

Maths



Can you remember what this symbol means?



Can you remember what this symbol means?

See if your grown up can write some number sentences for you. Be careful they don't trick you, some may be addition, and others subtraction- make sure to look carefully!

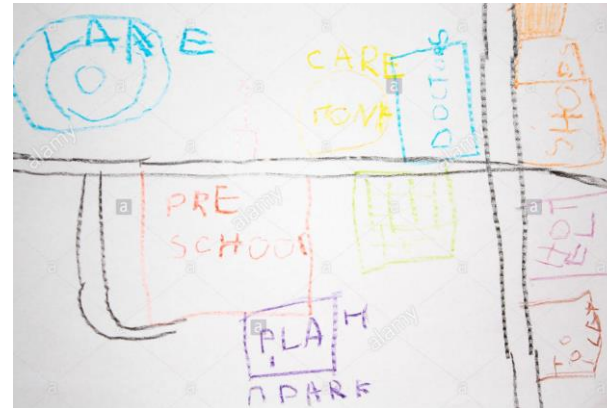
Don't forget
tapestry!

Fantastic Friday 😊

Literacy



- Use your toys to make a town.
- Take a toy car for a drive around your town.
- Can you draw a map of your town?



Don't forget
tapestry!

Fantastic Friday😊

Phonics

Today's sounds are **U** and **r**.

https://www.youtube.com/watch?v=cUbrQ_Kfux8 Jolly phonics u sound - Montessori Love

https://www.youtube.com/watch?v=yS8_juWxF-w Jolly Phonics r sound - Montessori Love

Try and spot the u and r sounds in the words below.

cut

ride

river

umbrella

aqua

under

red

our

up

rid

Don't
forget
tapestry!

Write down the following letters. Cut them out and choose 2.

s t p n m d g c k r

Write down the following letters. Cut them out and choose 1.

a i o e u

Arrange your letters in the following order:

Black, red, black.

What word have you made?

Is it a nonsense word or a real word?

If you're feeling brave, have a go at the following sound.

oa

Use one of the words below and have a go at making your own sentence.

goat



float



oak



toad



road



soak





Well done everyone!

What a lot of learning you have done this week! Thank you too to the grown ups or brothers and sisters who have helped you. We have loved seeing your learning on Tapestry!

Have a lovely weekend and watch out for next week's home learning. Who will be reading you stories and what will your teachers be telling you?!

