

# Home learning

Week beginning: 18/01/21

- Daily jobs – 4 little jobs to do each day.
- Different activities for each day, starting this week with Marvelous Monday. We are continuing our new Power of Reading Book, so we have lots of exciting learning to do as well as some maths and phonics.

Please add  
observations/photos of  
English and Maths work  
each day to Tapestry

# This week's daily jobs!

Reading: please continue to read with your child daily. You could read any books that you have at home, magazines, comic books or anything else that you have access to. Oxford Owl have some free home learning reading activities: <https://www.oxfordowl.co.uk>

Cutting/scissor skills: practice your cutting skills to make a penguin. Follow the instructions in this video: <https://www.youtube.com/watch?v=PiXHW3cLYfQ>

Handwriting: Please practise the one armed robot letters. Use this video to help you: <https://www.youtube.com/watch?v=ezxIpv1HtOI>

Exercise: Can you do 5 star jumps, run on the spot for 20 seconds and hop 5 times. Repeat this activity three times.

# Marvellous Monday

We are now moving on to adding within 20. Please watch Miss Oestel's video on Tapestry and then use counting on to answer the following questions:

**1. Count on to find the answer:**

$$6 + 12 =$$

$$10 + 4 =$$

$$8 + 11 =$$

$$13 + 3 =$$

$$5 + 11 =$$

$$10 + 7 =$$

**2. Read and answer these word problems:**

12 penguins were in a huddle together. 5 more joined them. How many penguins are there now?

7 chicks hatched on Monday. On Tuesday 11 more hatched. How many chicks hatched in total?

# Marvellous Monday

English

Watch the following link:

<https://www.nationalgeographic.org/media/emperor-penguins/>

Look at how the penguins move across the ice and in the water. Can you move around the house like a penguin moves around? You could pretend that you have an egg to protect too!

Now have a think about words that you could use to describe the penguins' actions (e.g. waddle, snuggle, shuffle, huddle, trundle, gobble, slide, swim, glide)

Now use those fantastic words to write a list poem about how penguins move. We have started an example below:



Penguins...

Waddle in the thick, white snow  
Glide gracefully through the water  
Huddle together to find warmth



# Marvellous Monday

Daily  
sentence

Here is Plip!

What has she been up to today?

We can't wait to see your sentences!

It is very important that your sentence begins with a capital letter, has spaces between words and ends with a full stop.

Can you challenge yourself to use the tricky word 'was'?



# Marvellous Monday

## Phonics

**oo/oo**

<https://www.youtube.com/watch?v=3xNizJl6GAs>

**Long oo**

boot

spoon

food

**Short oo**

book

hook

foot

Can you write a sentence using one of the words above?

**u\_e**

cube

flute

perfume

Write these words and put  
the sound buttons under  
the sounds

# This week's daily jobs!

Reading: please continue to read with your child daily. You could read any books that you have at home, magazines, comic books or anything else that you have access to. Oxford Owl have some free home learning reading activities: <https://www.oxfordowl.co.uk>

Cutting/scissor skills: practice your cutting skills to make a penguin. Follow the instructions in this video: <https://www.youtube.com/watch?v=PiXHW3cLYfQ>

Handwriting: Please practise the one armed robot letters. Use this video to help you: <https://www.youtube.com/watch?v=ezxIpv1HtOI>

Exercise: Can you do 5 star jumps, run on the spot for 20 seconds and hop 5 times. Repeat this activity three times.




# Tremendous Tuesday

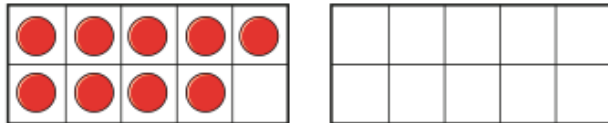
Add by counting on

White  
Rose  
Maths

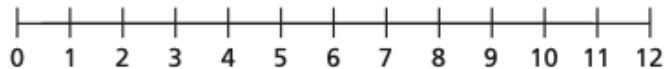
- 1 There are 9 children on the bus.  
5 more children get on the bus.



How many children are on the bus now?

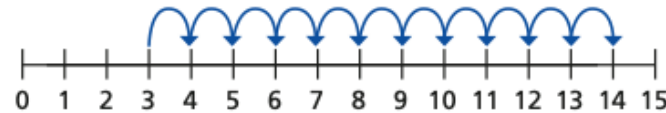


- 2 Eva has 4 coins.  
Jack gives her 7 more coins.  
How many coins does Eva have now?

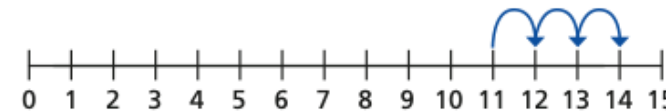


- 3 Ron and Mo are working out  $3 + 11$  on a number line.

Ron's method

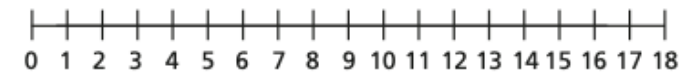


Mo's method



What is the same and what is different?

Use a number line to work out the additions.



a)  $2 + 13$

b)  $4 + 9$

c)  $1 + 17$

<https://vimeo.com/490879463>

Watch this video  
and then use  
counting on to  
complete the sheet.





# Tremendous Tuesday

English

**Today you are going to be performers!**

It is time to practise reading your poem from yesterday in a big clear voice so that you can perform it!

Tips for performance:

- Ask someone when they would be free to be in your audience
  - Choose a quiet place in your house
- Don't hold the paper in front of your face
- Use a big voice so that it can be heard
  - Speak nice and slowly



Please upload your wonderful poetry performance to tapestry.

# Tremendous Tuesday

Daily  
sentence

Here is Plip!

What has she been up to today?

We can't wait to see your sentences!

It is very important that your sentence begins with a capital letter, has spaces between words and ends with a full stop.

Can you challenge yourself to use the tricky word 'little'?



# Tremendous Tuesday

## Phonics

**ar**

jar  
car  
star  
card

Watch Mrs Bradshaw's video on Tapestry to show you how to play Kim's Game.

**ay**

day  
play  
ray

Can you think of any more words that have the **ay** sound in them?



# This week's daily jobs!

Reading: please continue to read with your child daily. You could read any books that you have at home, magazines, comic books or anything else that you have access to. Oxford Owl have some free home learning reading activities: <https://www.oxfordowl.co.uk>

Cutting/scissor skills: practice your cutting skills to make a penguin. Follow the instructions in this video: <https://www.youtube.com/watch?v=PiXHW3cLYfQ>

Handwriting: Please practise the one armed robot letters. Use this video to help you: <https://www.youtube.com/watch?v=ezxIpv1HtOI>

Exercise: Can you do 5 star jumps, run on the spot for 20 seconds and hop 5 times. Repeat this activity three times.



# Wonderful Wednesday

Maths

Today we are going to recap number bonds to 10.

Watch this video:

<https://www.youtube.com/watch?v=poJmS5iWfEs>

Now play a game. Ask your grown up to say a number under 10, how quickly can you reply with the corresponding number bond?

Can you now record a list of all number bonds to 10?

# Wonderful Wednesday

English

**Today we are going to do some research about Emperor penguins.**

Choose one or more of the questions below and then do some online research to find out the answers.  
Can you make notes about the information that you have found?

What do Emperor penguins look like?

What do Emperor penguins eat?

How do Emperor penguins look after their egg?


What habitat do Emperor penguins live in?

Which animals should Emperor penguins be frightened of?



# Wonderful Wednesday

Daily  
sentence



Here is Plip!

What has she been up to today?

We can't wait to see your sentences!

It is very important that your sentence begins with a capital letter, has spaces between words and ends with a full stop.

Can you challenge yourself to use the conjunctions 'so' and 'but'?

# Wonderful Wednesday

## Phonics

**or**

fork  
short  
Torch

Read these questions and  
answer them using thumbs up  
or thumbs down

Is a fork sharp?  
Is a boot short?  
Is a torch bright?

**aw**

claw  
yawn  
straw

Read these words. Now write a  
sentence for each word



# This week's daily jobs!

Reading: please continue to read with your child daily. You could read any books that you have at home, magazines, comic books or anything else that you have access to. Oxford Owl have some free home learning reading activities: <https://www.oxfordowl.co.uk>

Cutting/scissor skills: practice your cutting skills to make a penguin. Follow the instructions in this video: <https://www.youtube.com/watch?v=PiXHW3cLYfQ>

Handwriting: Please practise the one armed robot letters. Use this video to help you: <https://www.youtube.com/watch?v=ezxIpv1HtOI>

Exercise: Can you do 5 star jumps, run on the spot for 20 seconds and hop 5 times. Repeat this activity three times.

# Thrilling Thursday

Maths



Find and make number bonds

1 Write additions to match the ten frames.

a)



b)



c) What do you notice?

2 Complete the number bonds.

a)  $4 + 6$

b)  $5 + 5$

$4 + 16$

$5 + 15$

c)  $10 = \square + 1$


d)  $10 = 3 + \square$

$20 = \square + 1$


$20 = \square + 13$

3 Complete the bar models.


a)




c)



b)



d)



4 Colour all the number bonds to 20

$14 + 3$	$17 + 3$	$2 + 18$	$0 + 20$	$3 + 16$	$9 + 11$	$17 + 3$	$18 + 2$	$2 + 0$
$18 + 1$	$3 + 7$	$12 + 7$	$5 + 15$	$4 + 8$	$1 + 19$	$13 + 5$	$20 + 0$	$1 + 15$
$11 + 8$	$11 + 9$	$19 + 1$	$3 + 17$	$10 + 0$	$13 + 7$	$16 + 2$	$8 + 12$	$5 + 5$
$5 + 6$	$4 + 16$	$19 + 0$	$10 + 1$	$2 + 0$	$14 + 6$	$17 + 1$	$11 + 9$	$11 + 8$
$12 + 5$	$12 + 8$	$18 + 2$	$15 + 5$	$4 + 15$	$16 + 4$	$10 + 10$	$15 + 5$	$13 + 3$

Make your own puzzle like this.

Watch this video:

<https://vimeo.com/490882337>

Can you have a go at answering these questions?

# Thrilling Thursday

Now that you have completed some research and made some notes, please write some sentences to answer the question that you researched.

Don't forget:

- Capital letters
- Finger spaces
- Full stops
- Read your sentence back.  
Does it make sense?



We're looking  
forward to seeing  
your fabulous  
work on Tapestry



# Thrilling Thursday

Daily  
sentence



Here is Plip!

What has she been up to today?

We can't wait to see your sentences!

It is very important that your sentence begins with a capital letter, has spaces between words and ends with a full stop.

Can you challenge yourself to use the conjunctions 'and' and 'because'?



# Thrilling Thursday

## Phonics

**ur**

surf  
hurt  
curl  
church

Watch Mrs Bradshaw's 'fishing for words' video on Tapestry to complete this lesson

**ir**

girl  
thirteen  
skirt  
shirt  
bird  
birthday

Time yourself reading these words.  
Can you beat your first try?

# This week's daily jobs!

Reading: please continue to read with your child daily. You could read any books that you have at home, magazines, comic books or anything else that you have access to. Oxford Owl have some free home learning reading activities: <https://www.oxfordowl.co.uk>

Cutting/scissor skills: practice your cutting skills to make a penguin. Follow the instructions in this video: <https://www.youtube.com/watch?v=PiXHW3cLYfQ>

Handwriting: Please practise the one armed robot letters. Use this video to help you: <https://www.youtube.com/watch?v=ezxIpv1HtOI>

Exercise: Can you do 5 star jumps, run on the spot for 20 seconds and hop 5 times. Repeat this activity three times.

# Fabulous Friday

Maths

## True or false?

There are double the amount of numbers bonds to 20 than there are number bonds to 10

Prove it – can you use a systematic approach?

You will need to write all of the number bonds to 10 and to 20 to work out the answer. Don't forget that they can be written in either order.

E.g.  $2 + 8 = 10$  and  
 $8 + 2 = 10$

# Fabulous Friday

You have found out lots of information about Emperor penguins!

Can you now make a poster to teach us all about them?

An information poster should include:

- Title
- Pictures (you can draw them or cut and stick a photograph)
  - Sentences
  - Bright colours





# Fabulous Friday

Daily  
sentence



Here is Plip!

What has she been up to today?

We can't wait to see your sentences!

It is very important that your sentence begins with a capital letter, has spaces between words and ends with a full stop.

Can you challenge yourself to use the conjunctions 'and' and 'because'?

# Fabulous Friday

Phonics

## Tricky words

Can you read these tricky words?

said

have

some

come

what

Now use the look, cover, write and check method to ensure you have spelt them correctly.



## Year 1 Common Exception Words

the  
a  
do  
to  
today  
of  
said  
says  
are  
were  
was

is  
his  
has  
I  
you  
your  
they  
be  
he  
me  
she

no  
go  
so  
by  
my  
here  
there  
where  
love  
come  
some

one  
once  
ask  
friend  
school  
put  
push  
pull  
full  
house  
our




[www.twinkl.co.uk](https://www.twinkl.co.uk)

Across the week please help your child to read and spell the Year 1 Common Exception words and tricky words (which can be found on the next slide)

# Phase 2 to 5 Tricky Words

Phase 2	Phase 3	Phase 4	Phase 5
I no the to go into	he she we me be you are her was all they my	said have like so do some come little one were there what when out	oh Mrs people their called Mr looked asked could






Please use the free phonics games on the phonics play website. Your child will be familiar with these as they are a regular feature in our classroom teaching! Try the different phases to give yourself a challenge.

<https://www.phonicsplay.co.uk/resources>

Have fun!





# Well done everyone!

What a lot of learning you have done this week! Thank you too to the grown ups or brothers and sisters who have helped you. We have loved seeing your learning on Tapestry!

Have a lovely weekend and watch out for next week's home learning. Who will be reading you stories and what will your teachers be telling you?!

