



Home Learning

Week beginning 18th January 2021

- Daily jobs – 8 little jobs to do each day.
- Different activities for each day, starting this week with Marvellous Monday. We are continuing with our Power of Reading Book, so we will be doing lots of exciting learning.

Please add to
Tapestry at least
3 times a week
for us to see your
child's learning.

What is going to be uploaded onto tapestry this week...

	Monday	Tuesday	Wednesday	Thursday	Friday
Videos to look out for on tapestry each week					
	Introduction to the week	Phase 2 phonics	Phase 2 phonics	Phase 2 phonics	Phase 2 phonics
	Phase 2 phonics	Phase 3 phonics	Phase 3 phonics	Phase 3 phonics	Phase 3 phonics
	Phase 3 phonics	Maths	Handwriting	A game to play at home	Pobble365-full sentences
	Storytime	Storytime	Storytime	Storytime	Storytime



This week's daily jobs:

- ▶ Write your name, forming each letter correctly - once you have done this, practice your surname too!
- ▶ Go for a walk and play I spy with your grown up (use the sound of the letter, not the name)
- ▶ Funky Fingers: Find a shirt with buttons - have a go at doing up the buttons yourself
- ▶ Draw a picture.
- ▶ Can you make a model of 'Naughty Bus' with Lego or any other construction material - take your bus to somewhere it went in the story!
- ▶ Read a story with a grown up and talk about it.
- ▶ Using your number formation sheet which was sent out before Christmas - practice forming all letters correctly.
- ▶ Do a GoNoodle via YouTube.



Marvellous Monday

Phonics

► Today we are learning the sounds **h** and **b**.

<https://www.youtube.com/watch?v=1RxDPHF-ascU> Jolly phonics h – Montessori Love

<https://www.youtube.com/watch?v=LXLwfyONqoE> Jolly phonics b – Montessori Love

Which of these start with h and which start with b?



Follow this link to see Mr Smith's phonics (or see the link on Tapestry)

https://youtu.be/_b4_qGXGxUY

Have a go at writing the words to match these pictures. Can you have a go at writing a caption too?



If you're feeling brave, have a go at the following sound:

oo

It is a digraph, so 2 letters make 1 sound.
Have a look at the PowerPoint on the school website
to learn the 'oo' song [Early Years - Woodston Primary School](#).
This oo digraph makes a long sound.

Can you match the words to the pictures below?




zoo

food



moon



Don't forget you can watch Mr Smith's phonics with this link

https://youtu.be/NrISi_QWqKE

Marvellous Monday 😊

Maths

Today we are going to be exploring 'one more'

0 to 20 Number Line



Using the number line can you show your grown up one more than 2? 6? 9? 14? 17? 19?

Challenge... What is one more than 20?

Find number 2, take one jump forwards, what number are you on now? This is how we find out one more. Have a go for the other numbers now. Remember one MORE means the number gets bigger, so make sure you are jumping the correct direction.

Marvellous Monday

Listen to the 'Naughty Bus' story on YouTube
<https://www.youtube.com/watch?v=sqQ1BAEj1oE>



- Have a good look at the bus and the taxi. Can you write down some words to describe the bus.
- Can you write down some words to describe the taxi?
- Is there anything that is the same about a bus and a taxi?

Literacy

Don't
forget
tapestry!



This week's daily jobs:

- ▶ Write your name, forming each letter correctly - once you have done this, practice your surname too!
- ▶ Go for a walk and play I spy with your grown up (use the sound of the letter, not the name)
- ▶ Funky Fingers: Find a shirt with buttons - have a go at doing up the buttons yourself
- ▶ Draw a picture.
- ▶ Can you make a model of 'Naughty Bus' with Lego or any other construction material - take your bus to somewhere it went in the story!
- ▶ Read a story with a grown up and talk about it.
- ▶ Using your number formation sheet which was sent out before Christmas - practice forming all letters correctly.
- ▶ Do a GoNoodle via YouTube.



Terrific Tuesday

Phonics

Today we are learning the sounds f and ff.

<https://www.youtube.com/watch?v=OsIOedkRTVc> Jolly phonics f – Montessori Love

When f is all by itself, it normally comes at the beginning of a word. When there are two ff together, it usually comes in the middle or at the end. We have to try and remember that when we do our writing.

Which of these has a f at the beginning, and which have the ff sound at the end?



Can you have a go at reading the following words?
Can you draw a picture to match the words to show us
you understand?

fin

puffin

fan

fog

huff

You can see Mr Smith do phonics here

<https://youtu.be/JP0LpjkesVo>

If you're feeling brave, have a go at this sound:

oo

It is a digraph, so 2 letters make 1 sound.
Have a look at [the separate PowerPoint](#) to learn the song. The grapheme is the same as yesterday but today the digraph is making a short sound.

Can you match these words too? Can you then use the word in a sentence?



wool

wood

book

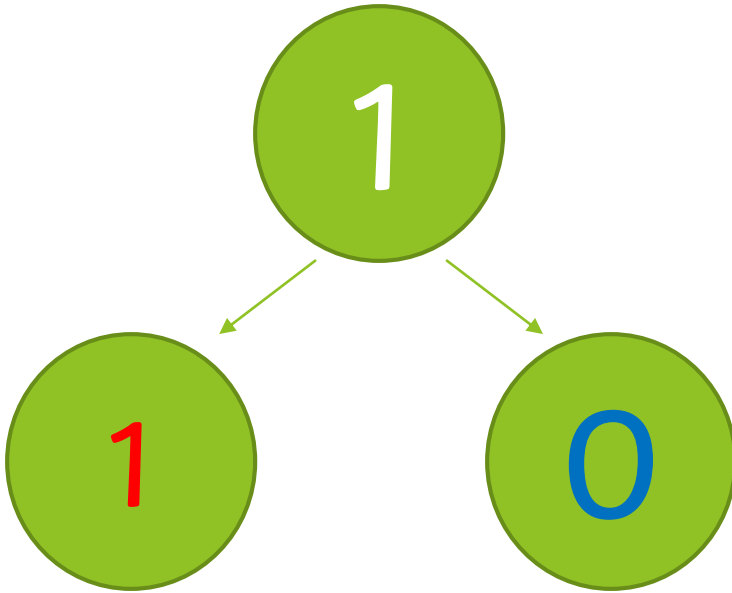
Have a look at Mr Smith read the words

<https://youtu.be/QyzrSojncOA>

Terrific Tuesday 😊

Maths

Number bonds to 1

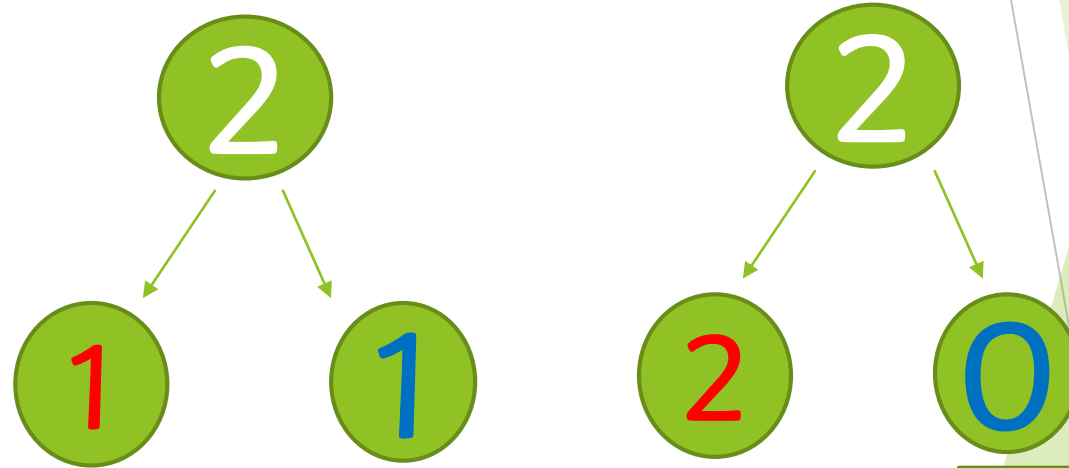


So...

$0 + 1$ makes 1

$1 + 0$ makes 1

Number bonds to 2



So...

$1 + 1$ makes 2

$2 + 0$ makes 2

$0 + 2$ makes 2

Have a go at repeating these so when your grown up asks you two numbers to make 2 you can tell them straight away!

Terrific Tuesday

Today is a PE day! We are going to have a go at a 5 Minute Move with Joe Wicks!

<https://www.youtube.com/watch?v=d3LPrhIOv-w>



PE

Don't
forget
tapestry!



This week's daily jobs:

- ▶ Write your name, forming each letter correctly - once you have done this, practice your surname too!
- ▶ Go for a walk and play I spy with your grown up (use the sound of the letter, not the name)
- ▶ Funky Fingers: Find a shirt with buttons - have a go at doing up the buttons yourself
- ▶ Draw a picture.
- ▶ Can you make a model of 'Naughty Bus' with Lego or any other construction material - take your bus to somewhere it went in the story!
- ▶ Read a story with a grown up and talk about it.
- ▶ Using your number formation sheet which was sent out before Christmas - practice forming all letters correctly.
- ▶ Do a GoNoodle via YouTube.



Wonderful Wednesday😊

We are going to recap 2 sounds today! They are l and ll.

<https://www.youtube.com/watch?v=x9g8TcpiAaw> Jolly Phonics l – Montessori Love

Just like yesterday, if there is a double ll it usually goes at the end of a word or in the middle. If there is one by itself, it usually goes at the start.

Phonics

Don't
forget
tapestry!

Have a go at writing the following words. Be careful as to whether you use l or ll.
Can you read your words back to yourself and check they make sense?



Watch Mr Smith try to write some words!

<https://youtu.be/KGY8p03IKzQ>

Wonderful Wednesday 😊

If you're feeling brave, have a go at the following sound.

ar

It is a digraph, so 2 letters make 1 sound.
Have a look at [the separate PowerPoint](#) to learn the song. The grapheme is the same as yesterday but today the digraph is making a short sound.

Can you read the following sentence and then draw a picture of what you read?

The farm is next to a park.

Mr Smith might be able to help you read this sentence!

<https://youtu.be/4MGHeFKSaEO>



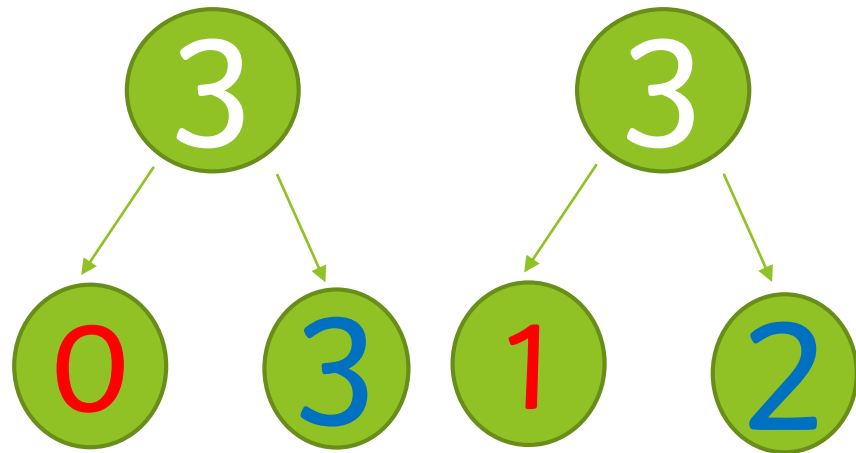
Phonics

Don't
forget
tapestry!

Wonderful Wednesday 😊

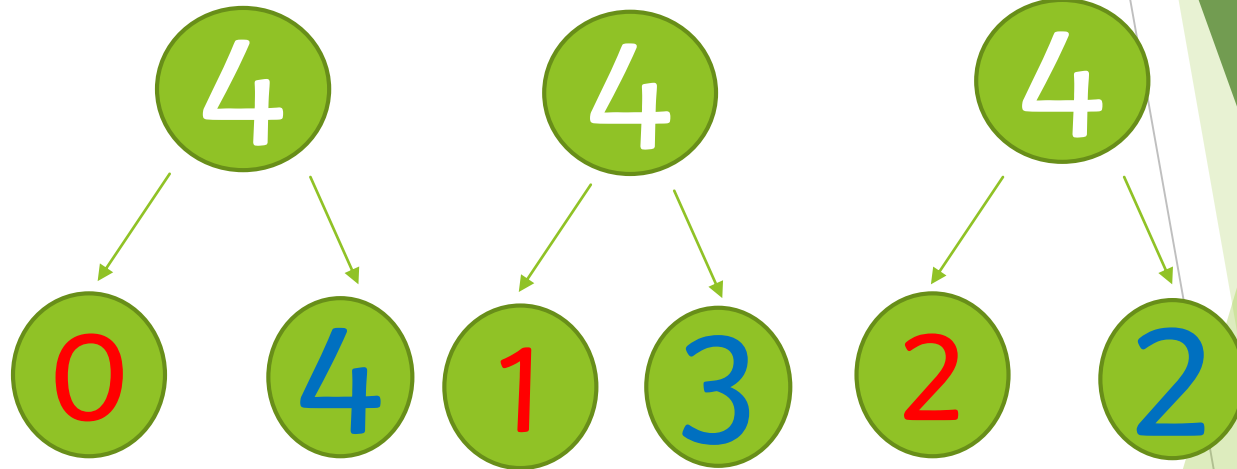
Maths

Number bonds to 3



0 + 3 makes 3
3 + 0 makes 3
1 + 2 makes 3
2 + 1 makes 3

Number bonds to 4



0 + 4 makes 4
4 + 0 makes 4
1 + 3 makes 4
3 + 1 makes 4
2 + 2 makes 4

Have a go at repeating these so when your grown up asks you two numbers to make 3 or 4, you can tell them straight away!

Wonderful Wednesday 😊

Literacy

<https://www.youtube.com/watch?v=sqQ1BAEj1oE> (Naughty Bus link)



- Draw a picture on a bus. Can you write a label for the buses wheels, body, headlights and windows.

Have you been saving bits of recycling like we asked you too on Tapestry last week?

- Which pieces of your recycling can you use for each part of the bus?
- Why would that be a good thing to use?



This box would be a good shape for the bus because it is long.



Would this yoghurt pot make a good wheel?

Don't forget
tapestry!



This week's daily jobs:

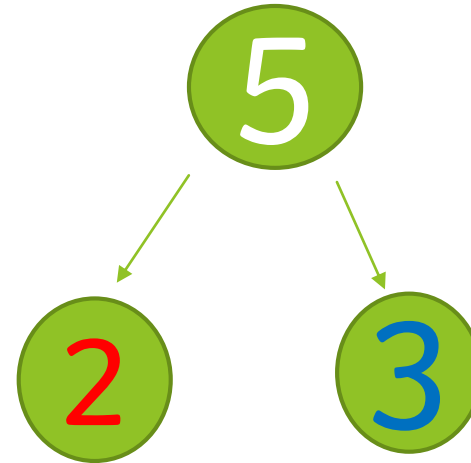
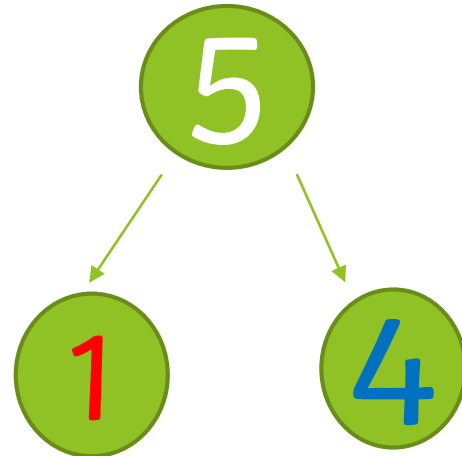
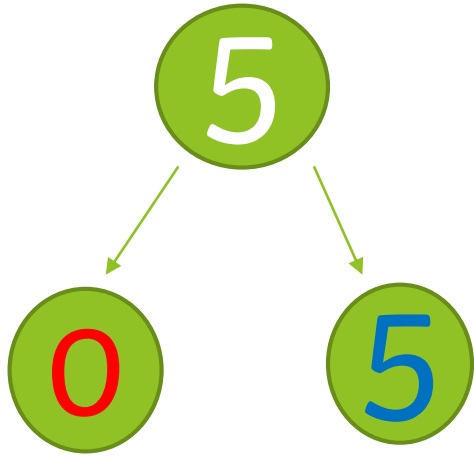
- ▶ Write your name, forming each letter correctly - once you have done this, practice your surname too!
- ▶ Go for a walk and play I spy with your grown up (use the sound of the letter, not the name)
- ▶ Funky Fingers: Find a shirt with buttons - have a go at doing up the buttons yourself
- ▶ Draw a picture.
- ▶ Can you make a model of 'Naughty Bus' with Lego or any other construction material - take your bus to somewhere it went in the story!
- ▶ Read a story with a grown up and talk about it.
- ▶ Using your number formation sheet which was sent out before Christmas - practice forming all letters correctly.
- ▶ Do a GoNoodle via YouTube.



Thrilling Thursday 😊

Maths

Number bonds to 5



0 + 5 makes 5
5 + 0 makes 5
1 + 4 makes 5
4 + 1 makes 5
2 + 3 makes 5
3 + 2 makes 5

Have a go at repeating these so when your grown up asks you two numbers to make 5 you can tell them straight away!

Thrilling Thursday 😊

Literacy



Use your recycled materials to make a model of a bus.

Make sure your grown ups take a picture of your bus to put on Tapestry!

Don't forget tapestry!

Thrilling Thursday 😊

Today's sounds are:

j and v

https://www.youtube.com/watch?v=wkvSJS_sBQY Jolly phonics j sound – Montessori Love

<https://www.youtube.com/watch?v=z8Nz1hR43Vo> Jolly phonics v sound – Montessori Love

Have a go at reading the following words and check to following page to see if you got them right!

jet

vet

jog

van

Mr Smith will help you read the words

<https://youtu.be/bFC658FSBww>


Phonics

Don't
forget
tapestry!

jet



jog



vet



van



If you're feeling brave, have a go at the following sound.
or

It is a digraph, so 2 letters make 1 sound.
Have a look at [the separate PowerPoint](#) to learn the song. The grapheme is the same as yesterday but today the digraph is making a short sound.

Can you have a go at reading the following sentence.
Could you have a go at then writing your own sentence with an **or** word in it?

There is a storm in the port.

Here's Mr Smith to help you
https://youtu.be/Rj3gYXH_P88





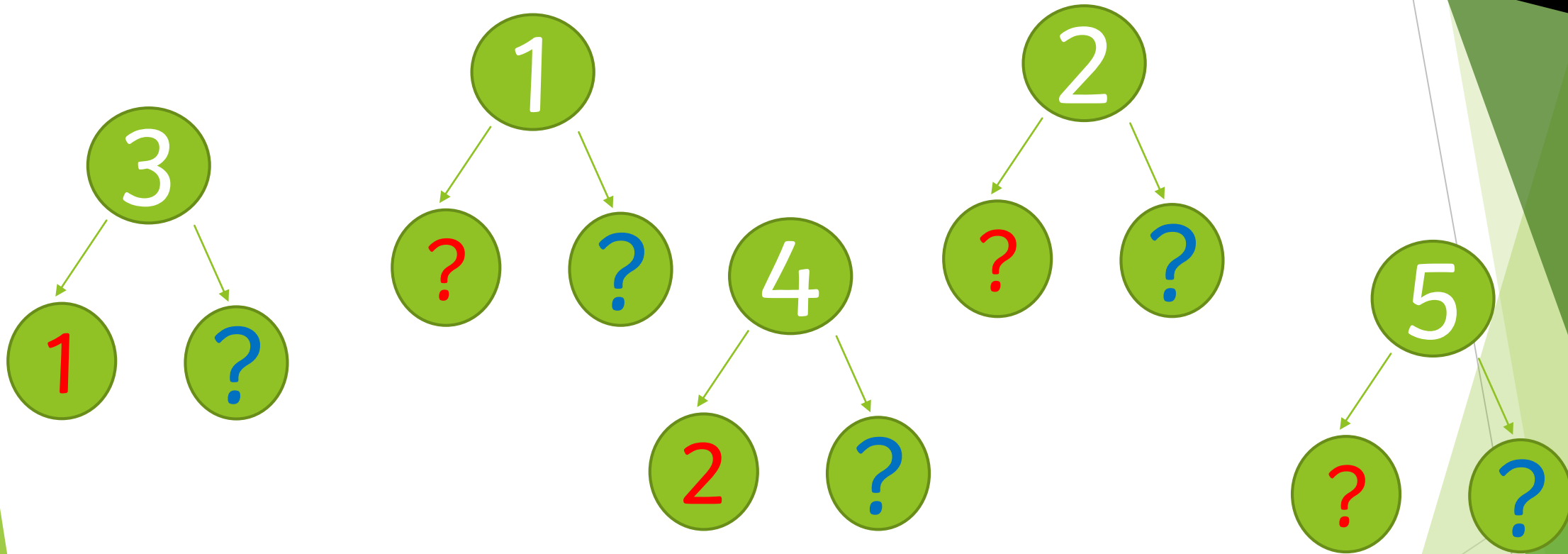
This week's daily jobs:

- ▶ Write your name, forming each letter correctly - once you have done this, practice your surname too!
- ▶ Go for a walk and play I spy with your grown up (use the sound of the letter, not the name)
- ▶ Funky Fingers: Find a shirt with buttons - have a go at doing up the buttons yourself
- ▶ Draw a picture.
- ▶ Can you make a model of 'Naughty Bus' with Lego or any other construction material - take your bus to somewhere it went in the story!
- ▶ Read a story with a grown up and talk about it.
- ▶ Using your number formation sheet which was sent out before Christmas - practice forming all letters correctly.
- ▶ Do a GoNoodle via YouTube.



Fantastic Friday 😊

Maths



This will help you to remember some number bonds too!

<https://www.youtube.com/watch?v=y1oa6oOfMKk>

Fantastic Friday 😊

Yesterday you made your model bus. Can you tell your grown-up how you did it? Can you have a go at writing down a sentence about what you did? Can you label the parts of your bus?

Here are some ideas to get you started!

I used a box to make my bus.
I put four wheels on my bus.
I drew some people on my bus.
I painted my bus red.



Literacy

Don't
forget
tapestry!

Fantastic Friday😊

Can you spot all the tricky words you have learnt at school. Ask your grown up to point to a word, can you tell them what is it?

Mr Smith has a special helper for phonics today! https://youtu.be/YmzlM_kAtUo

I

go

no

to

the

into

Challenge - ask your grown up to say a tricky word, can you have a go at writing it. Make sure your grown up covers the words, no peeking!

<https://www.youtube.com/watch?v=TvMyssfAUx0>

Phonics

Don't
forget
tapestry!

See Mr Smith try and learn these words

<https://youtu.be/WM6NyYtecG4>

AND... ere are two new tricky words which you have not learnt yet!

he



she



Ask your grown up to tell you what the words are,
see if you can have a go at writing them and
remembering them.

If you get stuck, have a look at the first sounds,
they give you a little clue!

See if you can spot these words in the song

<https://www.youtube.com/watch?v=R087lYrRpgY>

Phonics



Well done everyone!

What a lot of learning you have done this week! Thank you too to the grown ups or brothers and sisters who have helped you. We have loved seeing your learning on Tapestry!

Have a lovely weekend and watch out for next week's home learning. Who will be reading you stories and what will your teachers be telling you?!

