



# Home Learning

Week beginning 25<sup>th</sup> January 2021

- Daily jobs – 8 little jobs to do each day.
- Different activities for each day, starting this week with Marvellous Monday. We are continuing with our Power of Reading Book, so we will be doing lots of exciting learning.

Please upload to  
tapestry DAILY,  
so we can  
support you as  
necessary.

# What is going to be uploaded onto tapestry this week...

	Monday	Tuesday	Wednesday	Thursday	Friday
Videos to look out for on tapestry each week					
	Introduction to the week	Phase 2 phonics	Phase 2 phonics	Phase 2 phonics	Phase 2 phonics
	Phase 2 phonics	Phase 3 phonics	Phase 3 phonics	Phase 3 phonics	Phase 3 phonics
	Phase 3 phonics	Maths  Number formation	Handwriting	A game to play at home	Pobble365- full sentences
	Storytime	Storytime	Storytime	Storytime	Storytime



# This week's daily jobs:

- ▶ Write your name, forming each letter correctly - once you have done this, practice your surname too!
- ▶ Go for a walk and find some natural objects to make your own picture with.
- ▶ Funky Fingers: Make a paper chain (each day add to this to see how long you can make it)
- ▶ Draw a picture.
- ▶ Can you make a model of something in your house
- ▶ Read a story with a grown up and talk about it.
- ▶ Using your letter formation sheet which was sent out before Christmas - practice forming all letters correctly (you can also use our handwriting videos to help)
- ▶ Do a GoNoodle via YouTube.



Don't  
forget  
your daily  
upload to  
tapestry

# Marvellous Monday

► Today we are learning the sounds **W** and **X**.

<https://www.youtube.com/watch?v=t80i1dw7eeo> Jolly phonics w - Montessori Love

<https://www.youtube.com/watch?v=pSadirablKc> Jolly phonics x – Oxford KG 2020

Which of these start with w and which end with an x?




Follow this link to see Mr Smith's phonics (or see the link on Tapestry)

<https://youtu.be/RFAPAQNs9Nw>

Phonics

Have a go at writing the words to match these pictures. Can you have a go at writing a caption too?





If you're feeling brave, have a go at the following sound:

ur

It is a digraph, so 2 letters make 1 sound.

Have a look at the PowerPoint on the school website to learn the 'ur' song [Early Years - Woodston Primary School](#).

This digraph makes a long sound.

Can you match the words to the pictures below? Can you pick one to write in a caption?



surf  
curl  
burn  
burst



Don't forget you can watch Mr Smith's phonics with this link  
<https://youtu.be/9ptnmyZnSNE>

# Marvellous Monday 😊

Maths

Today we are going to be exploring 'one less'

## 0 to 20 Number Line



Using the number line can you show your grown up one less than 2? 5? 7? 12? 15? 18?

Challenge... What is one less than 21?

Find number 2, take one jump backwards, what number are you on now? This is how we find out one less. Have a go for the other numbers now. Remember one LESS means the number gets smaller, so make sure you are jumping the correct direction.

# Marvellous Monday

Literacy

This week we will be finding out more about buses. Have a look at this video about bus journeys.



- Where did Aunty Mabel go?
- How does Aunty Mabel let the driver know she wants to get off the bus?
- What does Pippin find under the bus seat?

<https://www.youtube.com/watch?v=KnWAJJUGo6w>





# This week's daily jobs:

- ▶ Write your name, forming each letter correctly - once you have done this, practice your surname too!
- ▶ Go for a walk and find some natural objects to make your own picture with.
- ▶ Funky Fingers: Make a paper chain (each day add to this to see how long you can make it)
- ▶ Draw a picture.
- ▶ Can you make a model of something in your house
- ▶ Read a story with a grown up and talk about it.
- ▶ Using your letter formation sheet which was sent out before Christmas - practice forming all letters correctly (you can also use our handwriting videos to help)
- ▶ Do a GoNoodle via YouTube.



Don't  
forget  
your daily  
upload to  
tapestry

# Terrific Tuesday

Today we are learning the sounds **y** and **z**.

<https://www.youtube.com/watch?v=futQOvUnHVs> Jolly phonics y - Oxford KG 2020

<https://www.youtube.com/watch?v=YiSDOn3vWMo> Jolly phonics z - Oxford KG 2020

Which of these have a **y** sound in and which have a **z** sound in? Are there any that have both sounds?



Phonics

Can you have a go at reading the following words?  
Can you draw a picture to match the words to show us  
you understand?

zip

zebra

yam

yuck

You can see Mr Smith do phonics here

<https://youtu.be/eQsvV-ziGSU>

If you're feeling brave, have a go at this sound:

**OW**

It is a digraph, so 2 letters make 1 sound.  
Have a look at [the separate PowerPoint](#) to learn the song.


Can you match these words too? Can you then use the word in a sentence?

cow

clown

frown

down



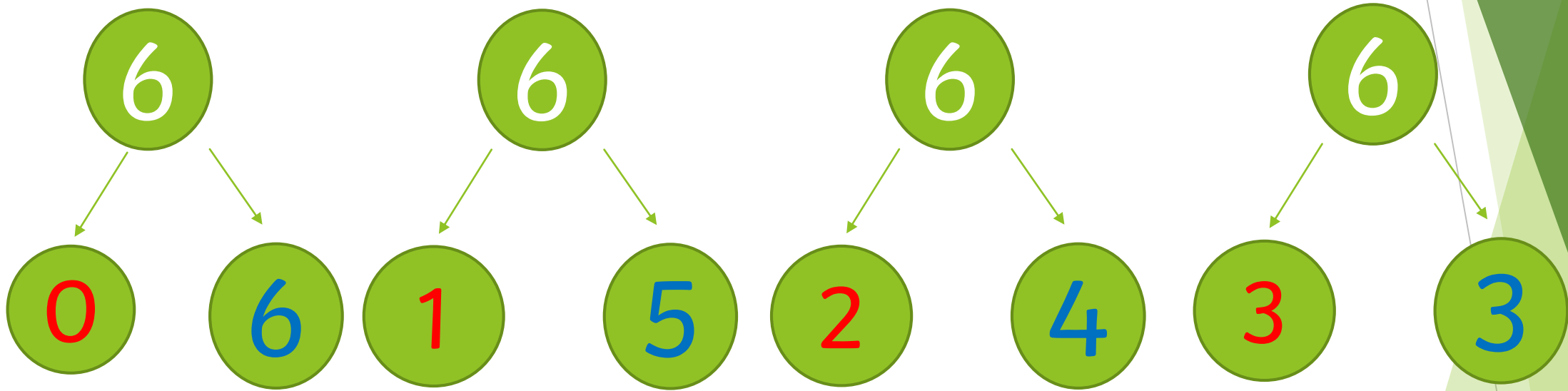
Have a look at Mr Smith reading the words

<https://youtu.be/MTczFmptMuo>

Use the video from last week to support you- there will be a new one too this week!

# Terrific Tuesday 😊

Number bonds to 6



So...

0 + 6 makes 6

1 + 5 makes 6

2 + 4 makes 6

3 + 3 makes 6

6 + 0 makes 6

5 + 1 makes 6

4 + 2 makes 6

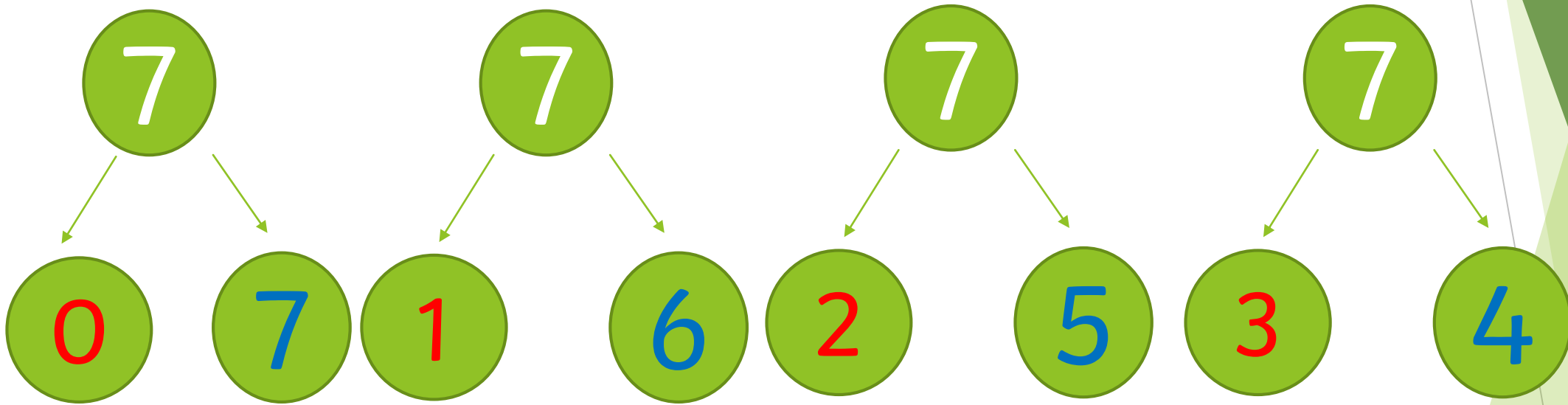
Maths

Have a go at repeating these so when your grown up asks you two numbers to make 2 you can tell them straight away!



# Terrific Tuesday 😊

Number bonds to 7



So...

0 + 7 makes 7

1 + 6 makes 7

2 + 5 makes 7

3 + 4 makes 7

7 + 0 makes 7

6 + 1 makes 7

5 + 2 makes 7

4 + 3 makes 7

Maths

Have a go at repeating these so when your grown up asks you two numbers to make 2 you can tell them straight away!

# Terrific Tuesday

PE



<https://www.youtube.com/watch?v=QM8NjfCfOg0>

Don't  
forget  
tapestry!



# This week's daily jobs:

- ▶ Write your name, forming each letter correctly - once you have done this, practice your surname too!
- ▶ Go for a walk and find some natural objects to make your own picture with.
- ▶ Funky Fingers: Make a paper chain (each day add to this to see how long you can make it)
- ▶ Draw a picture.
- ▶ Can you make a model of something in your house
- ▶ Read a story with a grown up and talk about it.
- ▶ Using your letter formation sheet which was sent out before Christmas - practice forming all letters correctly (you can also use our handwriting videos to help)
- ▶ Do a GoNoodle via YouTube.



Don't  
forget  
your daily  
upload to  
tapestry

# Wonderful Wednesday😊

We are going to learn a digraph today! It is  
**qu**

<https://www.youtube.com/watch?v=JluAxsek-zQ> Jolly phonics qu - Oxford KG 2020

The letter q by itself usually has the letter u after it. There are only 47 words where u doesn't come next. It is a digraph, which is 2 letters making 1 sound together.

Have a look at some /qu/ pictures!



queen



question



quavers

Phonics

Don't  
forget  
tapestry!

Have a go at writing the following words. Can you read your words back to yourself and check they make sense?



What noise does a duck make?



To finish the race first, you have to be ...



In a ..... you have to answer lots of questions.

Watch Mr Smith try to write some words!

<https://youtu.be/Kmy1zwbBhg0>



# Wonderful Wednesday😊

If you're feeling brave, have a go at the following sound.

oi

It is a digraph, so 2 letters make 1 sound.  
Have a look at [the separate PowerPoint](#) to learn the song. The grapheme is the same as yesterday but today the digraph is making a short sound.

Can you read the following sentence and then draw a picture of what you read?

Avoid the poison in the oil.



Mr Smith might be able to help you read this sentence!

<https://youtu.be/Qktjxejs05Y>

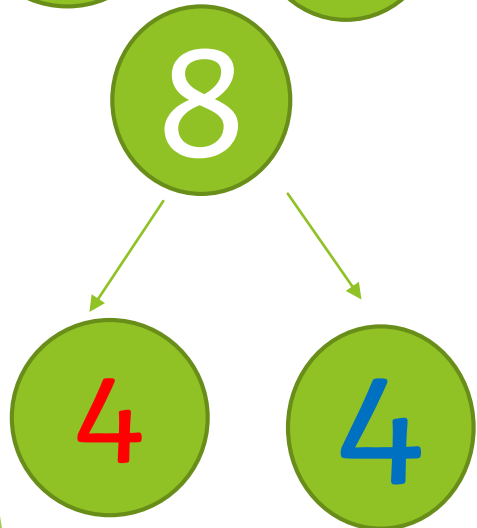
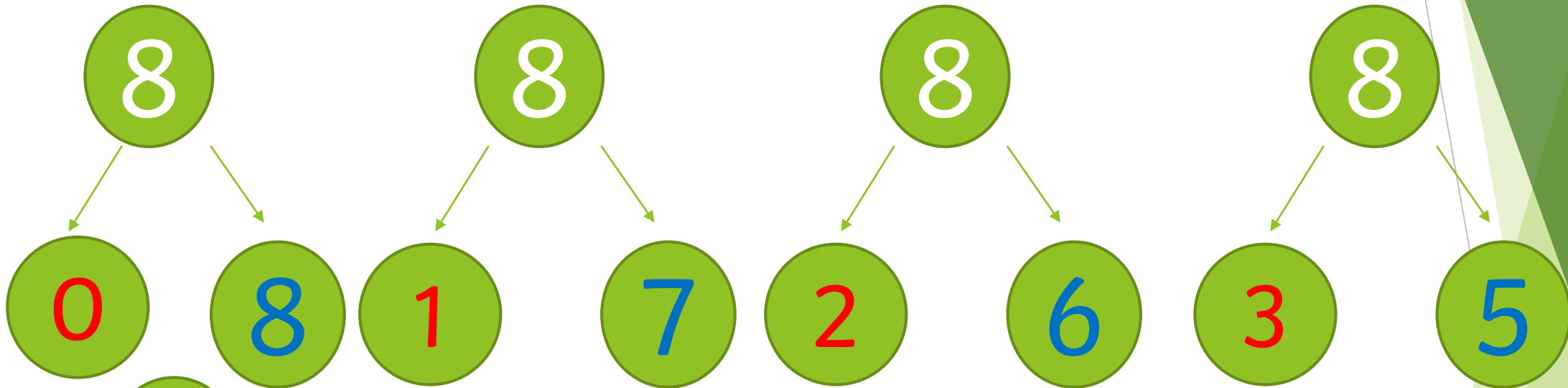
Phonics

Don't  
forget  
tapestry!

# Wonderful Wednesday 😊

Maths

Number bonds to 8



So...

0 + 8 makes 8  
1 + 7 makes 8  
2 + 6 makes 8  
3 + 5 makes 8  
4 + 4 makes 8

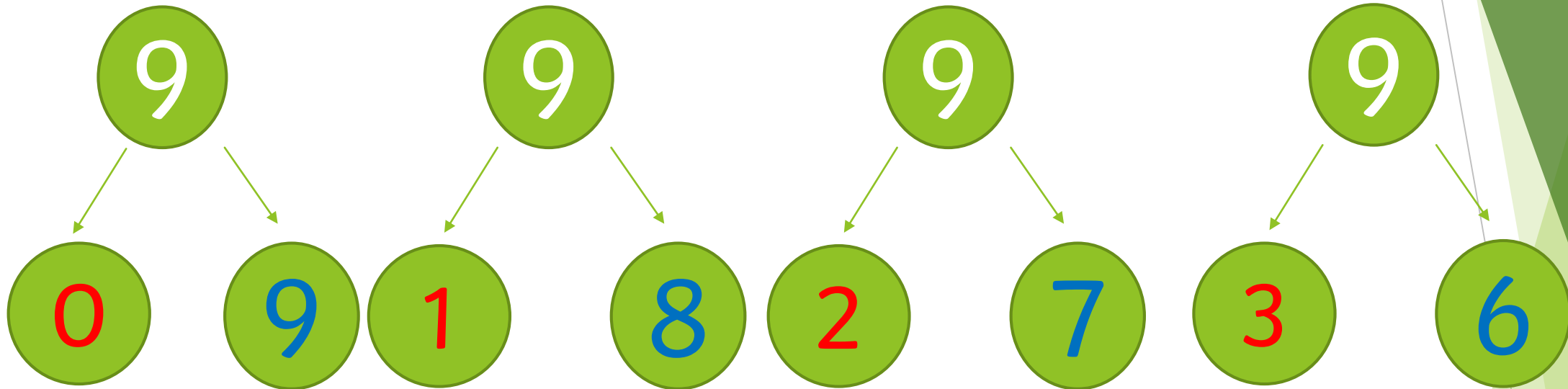
8 + 0 makes 8  
7 + 1 makes 8  
6 + 2 makes 8  
5 + 3 makes 8  
4 + 4 make 8

Have a go at repeating these so when your grown up asks you two numbers to make 8, you can tell them straight away!

# Wonderful Wednesday 😊

Maths

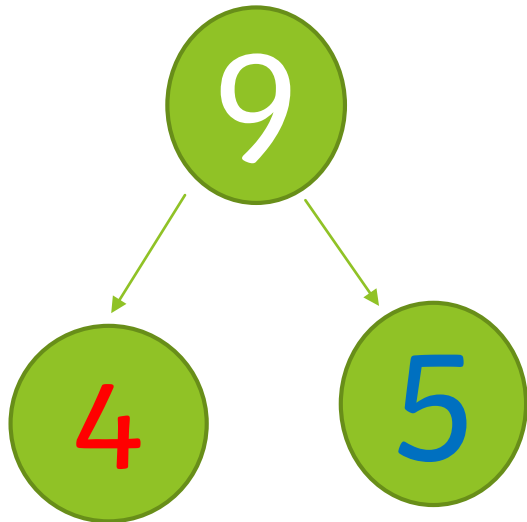
Number bonds to 9



So...

0 + 9 makes 9  
1 + 8 makes 9  
2 + 7 makes 9  
3 + 6 makes 9  
4 + 5 makes 8

9 + 0 makes 9  
8 + 1 makes 9  
7 + 2 makes 8  
6 + 3 makes 8  
5 + 4 make 8



Have a go at repeating these so when your grown up asks you two numbers to make 9, you can tell them straight away!

# Wonderful Wednesday 😊



What does the boy in the story use to wash the Naughty Bus after its adventure?

Do you know how a real bus gets washed at the end of the day? Click the link below to find out.

[://www.youtube.com/watch?v=1dap81CAYNY](https://www.youtube.com/watch?v=1dap81CAYNY)

Have you got a bike or a scooter that needs a wash? Maybe your grown ups have a car that is a bit mucky! Can you help to give them a wash? What will you need? (A bucket, water, soap, a cloth) Have fun!

Literacy

Don't  
forget  
tapestry!

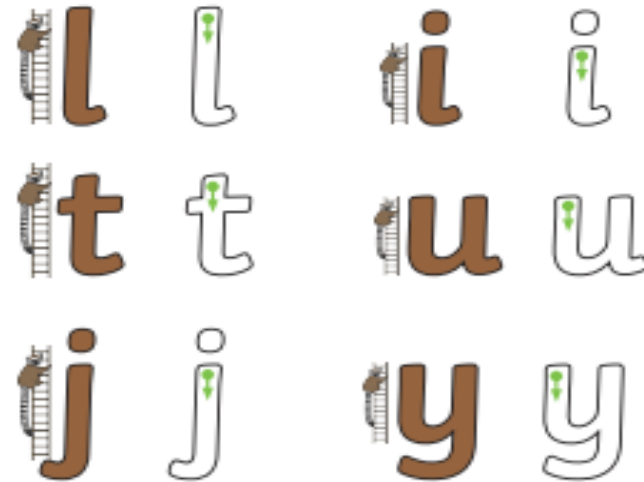
# Handwriting

Here's a reminder of how we form our letters

## Curly Caterpillar Letters



## Ladder Letters



## One Armed Robot Letters



## Zigzag Monster Letters







# This week's daily jobs:

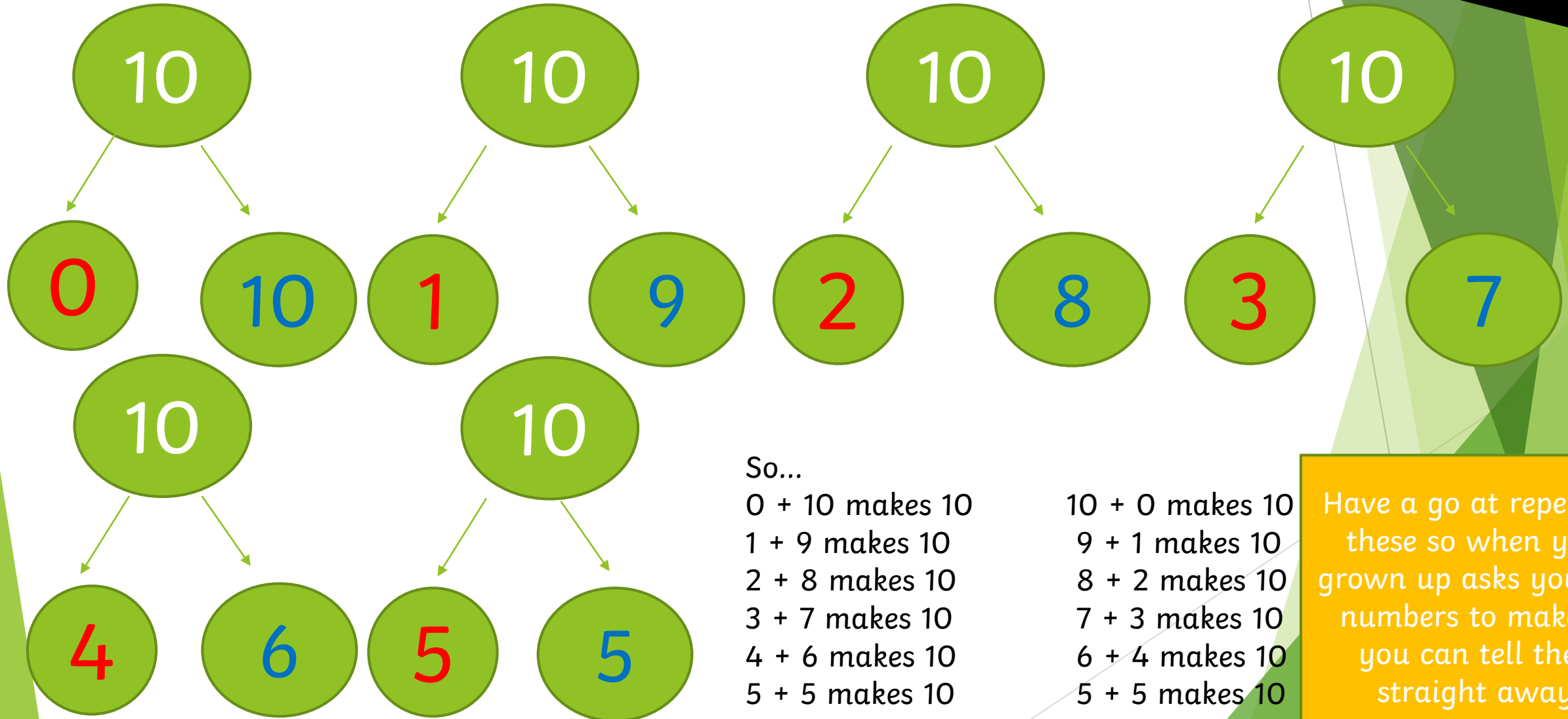
- ▶ Write your name, forming each letter correctly - once you have done this, practice your surname too!
- ▶ Go for a walk and find some natural objects to make your own picture with.
- ▶ Funky Fingers: Make a paper chain (each day add to this to see how long you can make it)
- ▶ Draw a picture.
- ▶ Can you make a model of something in your house
- ▶ Read a story with a grown up and talk about it.
- ▶ Using your letter formation sheet which was sent out before Christmas - practice forming all letters correctly (you can also use our handwriting videos to help)
- ▶ Do a GoNoodle via YouTube.



*Don't  
forget  
your daily  
upload to  
tapestry*

# Thrilling Thursday 😊

Number bonds to 10



So...

0 + 10 makes 10  
1 + 9 makes 10  
2 + 8 makes 10  
3 + 7 makes 10  
4 + 6 makes 10  
5 + 5 makes 10

10 + 0 makes 10  
9 + 1 makes 10  
8 + 2 makes 10  
7 + 3 makes 10  
6 + 4 makes 10  
5 + 5 makes 10

*Maths*

Have a go at repeating these so when your grown up asks you two numbers to make 10 you can tell them straight away!

# Thrilling Thursday 😊

Do you remember Aunty Mabel's bus journey that you watched on Monday? Have you ever been for a ride on a bus? Watch the video of the bus journey below.

<https://www.youtube.com/watch?v=cgZp6UHJkHo>

- What could you see inside the bus?
- What could you see through the bus windows?
- What sounds could you hear?



Can you use some chairs at home to make your own bus?

- Where will you go?
- Who will ride on your bus? Do any of your teddies need to go anywhere?

Literacy

Don't forget  
tapestry!

# Thrilling Thursday 😊

Today we are learning to read captions!

Have a go at reading the following captions and check the following page to see if you got them right!

A big red bus.

A fat cat on a mat.

Mr Smith will help you read the captions.

<https://youtu.be/Wq5Mxgh4PEc>

Phonics

Don't  
forget  
tapestry!

A big red bus.



A fat cat on a mat.



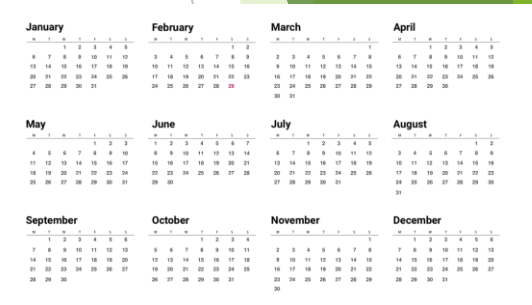


If you're feeling brave, have a go at the following sound.  
**ear**

It is a trigraph, so 3 letters make 1 sound.  
Have a look at [the separate PowerPoint](#) to learn the song.



Can you have a go at reading the following sentence.  
Could you have a go at then writing your own  
sentence with an **ear** word in it?



I hear with my ear.



Here's Mr Smith to help you

<https://youtu.be/whtkUqmLf7s>



# This week's daily jobs:

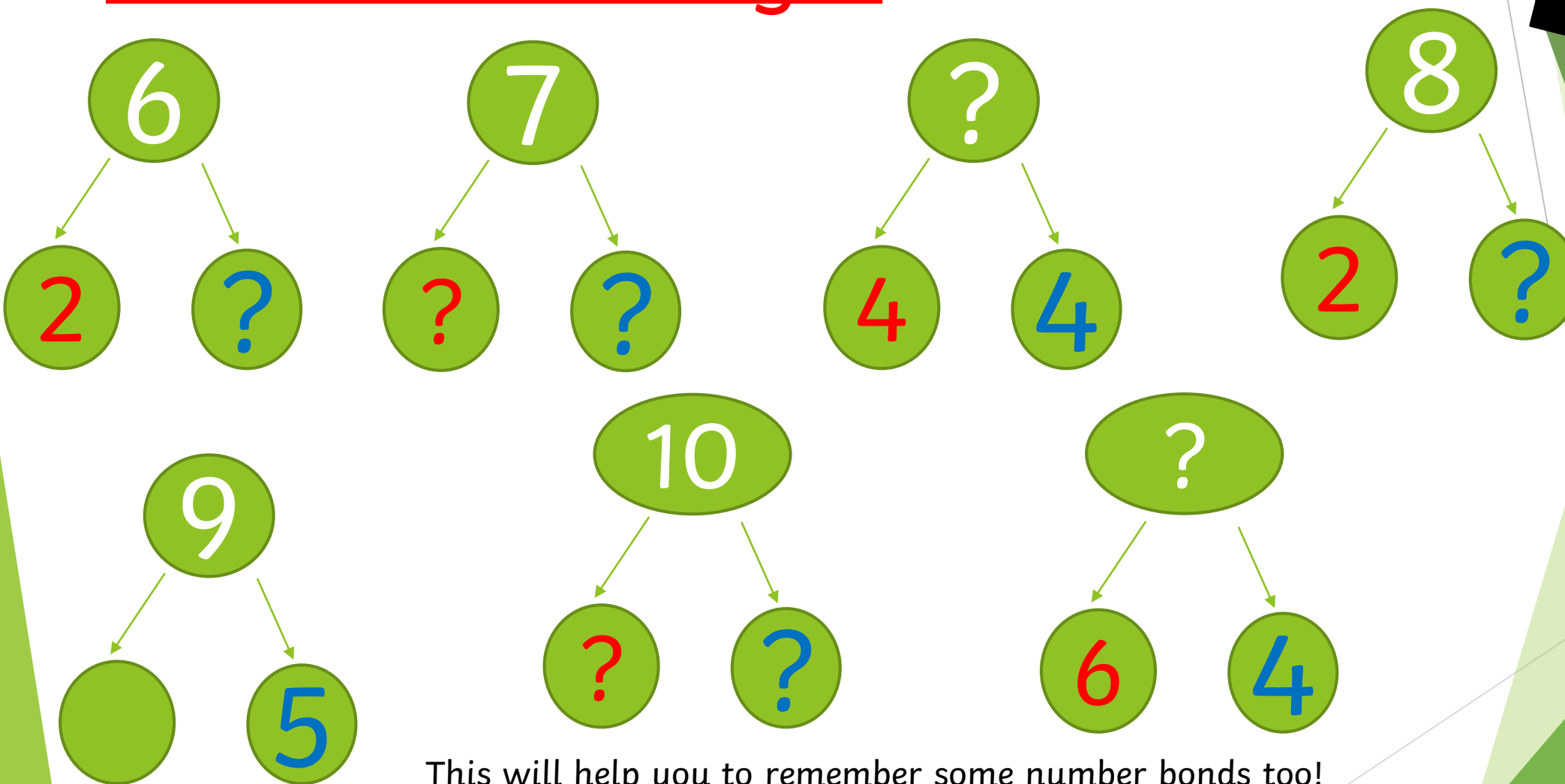
- ▶ Write your name, forming each letter correctly - once you have done this, practice your surname too!
- ▶ Go for a walk and find some natural objects to make your own picture with.
- ▶ Funky Fingers: Make a paper chain (each day add to this to see how long you can make it)- It is Friday- Count how many rings are on your paper chain.
- ▶ Draw a picture.
- ▶ Can you make a model of something in your house
- ▶ Read a story with a grown up and talk about it.
- ▶ Using your letter formation sheet which was sent out before Christmas - practice forming all letters correctly (you can also use our handwriting videos to help)
- ▶ Do a GoNoodle via YouTube.



*Don't  
forget  
your daily  
upload to  
tapestry*

# Fantastic Friday 😊

Maths



This will help you to remember some number bonds too!

<https://www.youtube.com/watch?v=ID9tjBUiXs0&t=50s>

# Fantastic Friday 😊

Have a sing-a-long to 'The Wheels on the Bus'

[http://www.youtube.com/watch?v=\\_uZJ-uVpmNM](http://www.youtube.com/watch?v=_uZJ-uVpmNM)



Can you think of some verses of your own for a Naughty Bus Song? We would love to see some video's of you singing your song on Tapestry

Let's have a go at making a song about 'The Naughty Bus'. Here is a verse to get you started.

The Naughty Bus drives very, very fast, very, very fast, very, very fast.  
The Naughty Bus drives very, very fast, zoom, zoom, zoom.

Literacy

Don't forget  
tapestry!

# Fantastic Friday 😊

We're going to practice reading captions again today! Draw a picture to match the caption

Mr Smith has a video to help you! <https://youtu.be/RG5-9MSfHVQ>

Go to the top of the hill.

Put the doll in the sack.

Challenge - ask your grown up to say a caption, can you have a go at writing it. Make sure your grown up keeps saying it to help you!

Phonics

Don't  
forget  
tapestry!

See Mr Smith try and learn these words

<https://youtu.be/uQXzyVAcmEs>

AND... here are two new tricky words which you have not learnt yet!

we me he she

Phonics

Ask your grown up to tell you what the words are, see if you can have a go at writing them and remembering them.

If you get stuck, have a look at the first sounds, they give you a little clue!

See if you can spot these words in the song

<https://www.youtube.com/watch?v=R087lYrRpgY>





# Well done everyone!

What a lot of learning you have done this week! Thank you too to the grown ups or brothers and sisters who have helped you. We have loved seeing your learning on Tapestry!

Have a lovely weekend and watch out for next week's home learning. Who will be reading you stories and what will your teachers be telling you?!

