



Home Learning

Week beginning 1st February 2021

- Daily jobs – 8 little jobs to do each day.
- Different activities for each day, starting this week with Marvellous Monday. We are continuing with our Power of Reading Book, so we will be doing lots of exciting learning.

Please upload to
tapestry DAILY,
so we can
support you as
necessary.

What is going to be uploaded onto tapestry this week...

	Monday	Tuesday	Wednesday	Thursday	Friday
Videos to look out for on tapestry each week					
	Introduction to the week	Phase 2 phonics	Phase 2 phonics	Phase 2 phonics	Phase 2 phonics
	Phase 2 phonics	Phase 3 phonics	Phase 3 phonics	Phase 3 phonics	Phase 3 phonics
	Phase 3 phonics	Maths Number formation	Handwriting Colourful semantics (full sentences)	A game to play at home	Colourful semantics (full sentences)
	Storytime	Storytime	Storytime	Storytime	Storytime



This week's daily jobs:

- ▶ Write your name, forming each letter correctly - once you have done this, practice your surname too!
- ▶ Go for a walk and spot some numbers. If you see a number 2 can you think of two numbers that make 2? See how many numbers you can do this for.
- ▶ Funky Fingers: Use a sponge to move water from one bucket to another. Put the sponge in the water to soak water, squeeze it hard to let the water out.
- ▶ Draw a picture.
- ▶ Make a model of an animal
- ▶ Read a story with a grown up and talk about it.
- ▶ Using your number formation sheet which was sent out before Christmas - practice forming all letters correctly (you can also use our handwriting videos to help)
- ▶ Do a GoNoodle via YouTube.



Don't
forget
your daily
upload to
tapestry

Marvellous Monday – Phase 2

Phonics

Have a go at matching the following words. Mr Smith will help you in this video. <https://youtu.be/JlelZq34jWc>



map



wig




fin



bat



van



mix



mat



pig

Marvellous Monday – Phase 3

Phonics

If you're feeling brave, have a go at the following sound:

air

It is a trigraph, so 3 letters make 1 sound.
Have a look at the PowerPoint on the school website
to learn the 'air' song [Early Years - Woodston Primary School](#).
This digraph makes a long sound.

Can you match the words to the pictures below? Can you pick one to write in a caption?



hair
stairs



fair
airport



Don't forget you can watch Mr Smith's
phonics with this link:

<https://youtu.be/ZGCgVRTCmD4>









Marvellous Monday 😊

Maths

This week we are going to use Numicon to help us to practice our number bonds. If you check on the website there is a set of Numicon available for you to print out and cut ready to use over the next couple of weeks. If you do not have access to a printer email your class teacher and they can print a set for collection.

Have a look at the Numicon here. Can you write a label or a post it note with the correct number on for each piece of Numicon.

All you need to do is count the number of holes in each piece and that is the number you need! Remember to count slowly and carefully.



Marvellous Monday

Literacy

On Friday you had a go at making up some Naughty Bus words to the tune of the song 'The Wheels on the Bus.' Have a listen to this clever song about the Naughty Bus story.

<https://www.youtube.com/watch?v=jwYU3aQ3tHc>

- Can you learn the words to the song?
- Can you think of some actions to go with it?



Don't forget your daily upload to tapestry



This week's daily jobs:

- ▶ Write your name, forming each letter correctly - once you have done this, practice your surname too!
- ▶ Go for a walk and spot some numbers. If you see a number 2 can you think of two numbers that make 2? See how many numbers you can do this for.
- ▶ Funky Fingers: Use a sponge to move water from one bucket to another. Put the sponge in the water to soak water, squeeze it hard to let the water out.
- ▶ Draw a picture.
- ▶ Make a model of an animal
- ▶ Read a story with a grown up and talk about it.
- ▶ Using your number formation sheet which was sent out before Christmas - practice forming all letters correctly (you can also use our handwriting videos to help)
- ▶ Do a GoNoodle via YouTube.



Don't
forget
your daily
upload to
tapestry

Terrific Tuesday – Phase 2

Phonics

Have a go at matching these words. It's a little bit trickier today. Try chopping the words in half to try and read them.

<https://youtu.be/fm2Wec-Zz5U>

laptop

giftbox

rabbit

handstand

sunset

zigzag

windmill



Terrific Tuesday – Phase 3

If you're feeling brave, have a go at this sound:

ure

It is a trigraph, so 3 letters make 1 sound.
Have a look at [the separate PowerPoint](#) to learn the song.

Phonics

Can you have a go at reading these words? Do you know what they mean? Can you then use the word in a sentence?

pure

manure

cure

mixture

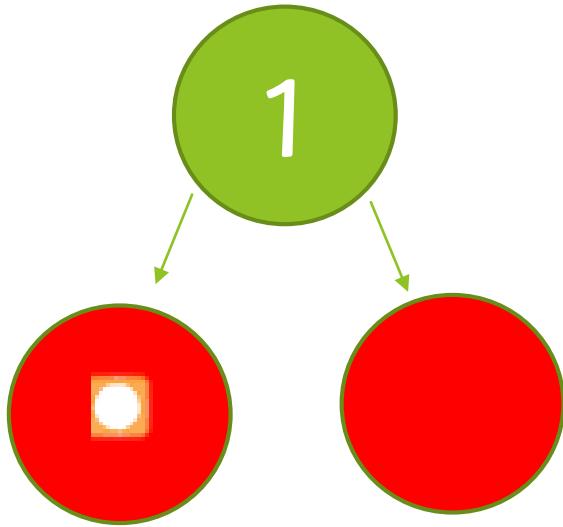
Have a look at Mr Smith reading the words <https://youtu.be/Rp7lkDvHyHw>

Today you will need your Numicon set

Terrific Tuesday 😊

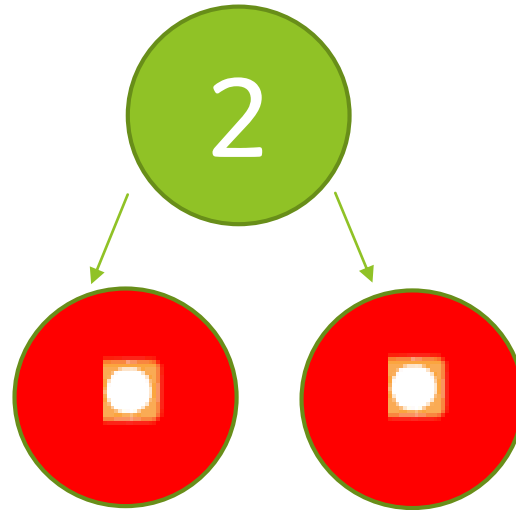
Maths

Number bonds - 1

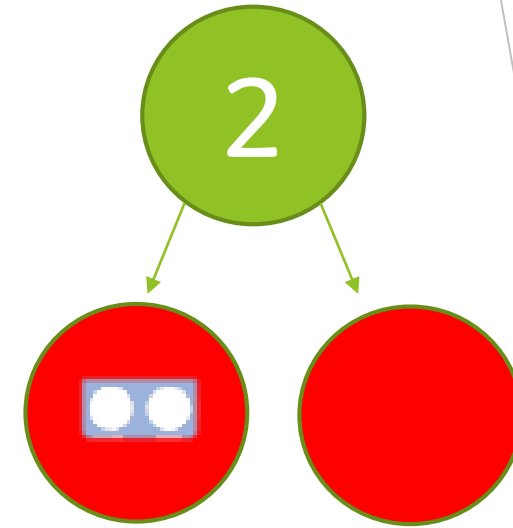


$1 + 0$ makes 1
or
 $0 + 1$ makes 1

Number bonds - 2



$1 + 1$ makes 2



$2 + 0$ makes 2
or
 $0 + 2$ makes 2

Have a go at repeating these so when your grown up asks you two numbers to make 1 or 2 you can tell them straight away!

Terrific Tuesday

This week our work out is with Joe Wicks



<https://www.youtube.com/watch?v=2X1p0Yd6WAo>

PE

Don't
forget
tapestry!



This week's daily jobs:


- ▶ Write your name, forming each letter correctly - once you have done this, practice your surname too!
- ▶ Go for a walk and spot some numbers. If you see a number 2 can you think of two numbers that make 2? See how many numbers you can do this for.
- ▶ Funky Fingers: Use a sponge to move water from one bucket to another. Put the sponge in the water to soak water, squeeze it hard to let the water out.
- ▶ Draw a picture.
- ▶ Make a model of an animal
- ▶ Read a story with a grown up and talk about it.
- ▶ Using your number formation sheet which was sent out before Christmas - practice forming all letters correctly (you can also use our handwriting videos to help)
- ▶ Do a GoNoodle via YouTube.



Don't
forget your
daily
upload to
tapestry

Wonderful Wednesday – Phase 2

Your job is to write words that match the pictures. Can you write two words for each picture? Can you write a caption?



Phonics

Don't
forget
tapestry!

Mr Smith will help you <https://youtu.be/Jn7sfNUR4GY>

Wonderful Wednesday – Phase 3

Phonics

This week we have learnt the sounds air and ure. We are going to do some work with them now. Can you have a go at reading the following captions and doing what they say?

Brush my hair

Paint a picture

Mr Smith might be able to help you!

<https://youtu.be/13jBEa8taUs>

Don't
forget
tapestry!

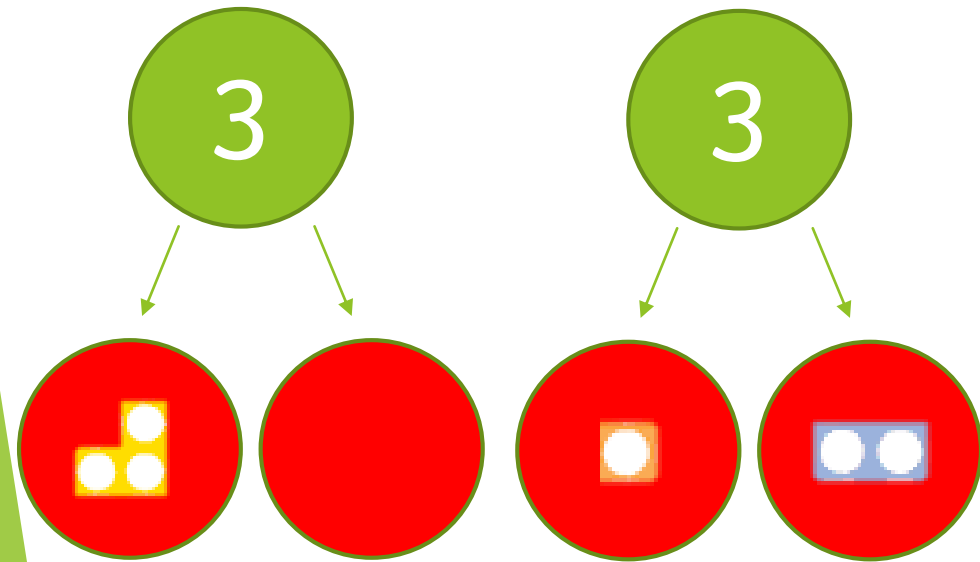
Today you will need your Numicon set again

Wonderful Wednesday 😊

Maths

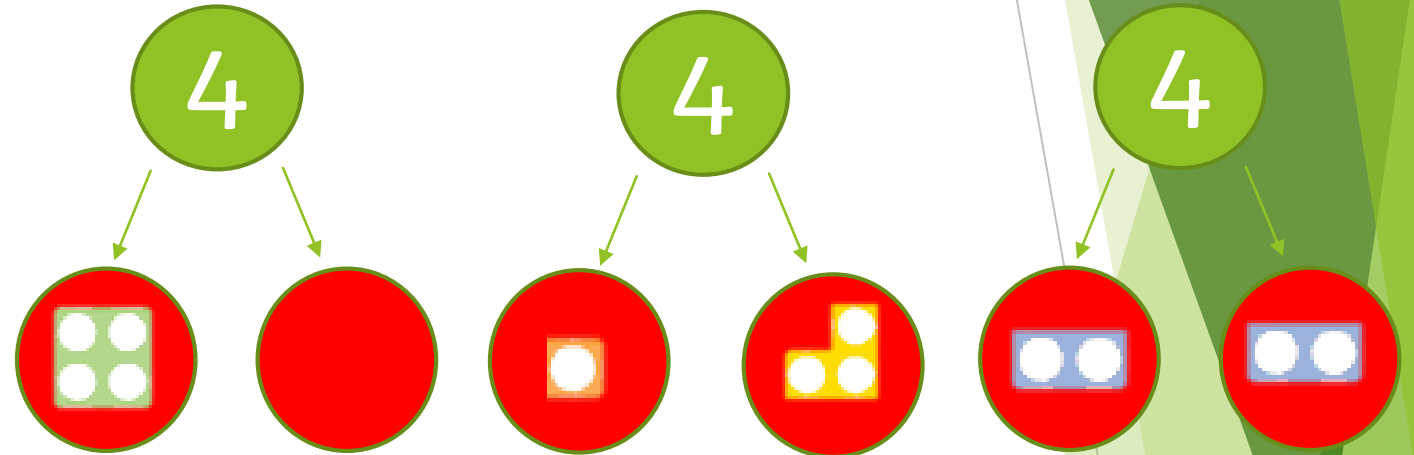
Number bonds - 3

Number bonds - 4



$3 + 0$ makes 3
or
 $0 + 3$ makes 1

$1 + 2$ makes 3
or
 $2 + 1$ makes 3



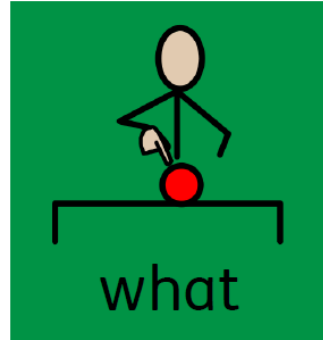
$4 + 0$ makes 4
or
 $0 + 4$ makes 4

$1 + 3$ makes 4
or
 $3 + 1$ makes 4

$2 + 2$ makes 4

Have a go at repeating these so when your grown up asks you two numbers to make 3 or 4, you can tell them straight away!

Wonderful Wednesday 😊



You may not need to use all 4 colours to make every sentence.
E.g. **The man is sitting on the bench**

Literacy

Do you remember seeing us use our colourful semantics to make sentences with the Pobble 365 pictures. Use colourful semantics to say some sentences about our own Naughty Bus. He's been playing around school! (please can we see a video of you saying your sentences on Tapestry)



Don't forget
tapestry!



This week's daily jobs:

- ▶ Write your name, forming each letter correctly - once you have done this, practice your surname too!
- ▶ Go for a walk and spot some numbers. If you see a number 2 can you think of two numbers that make 2? See how many numbers you can do this for.
- ▶ Funky Fingers: Use a sponge to move water from one bucket to another. Put the sponge in the water to soak water, squeeze it hard to let the water out.
- ▶ Draw a picture.
- ▶ Make a model of an animal
- ▶ Read a story with a grown up and talk about it.
- ▶ Using your number formation sheet which was sent out before Christmas - practice forming all letters correctly (you can also use our handwriting videos to help)
- ▶ Do a GoNoodle via YouTube.

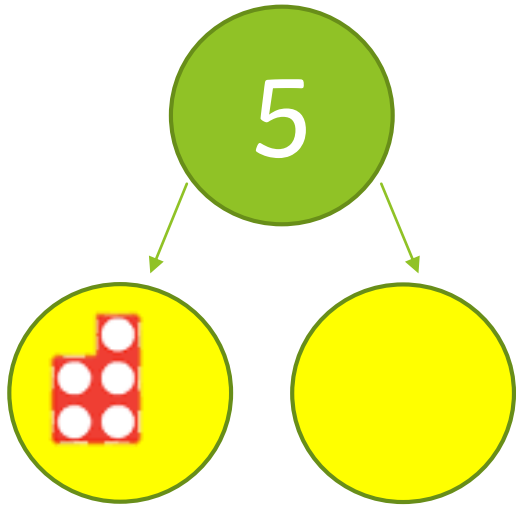


Don't
forget
your daily
upload to
tapestry

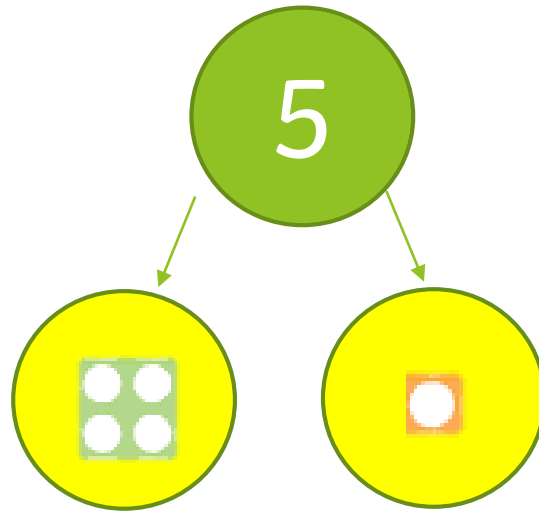
Today you will need your Numicon set again

Thrilling Thursday 😊

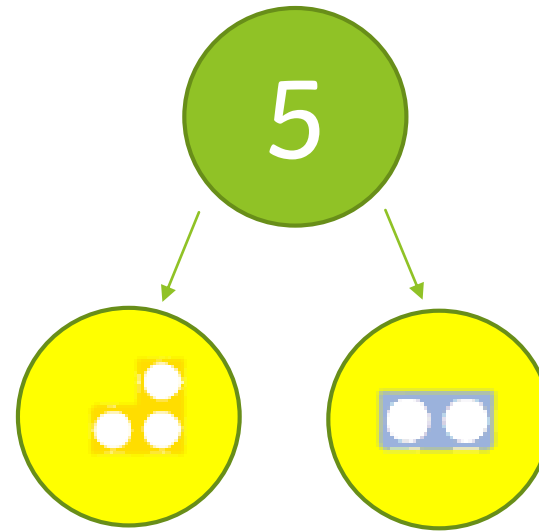
Number bonds - 5



$5 + 0$ makes 5
or
 $0 + 5$ makes 5



$4 + 1$ makes 5
or
 $1 + 4$ makes 5

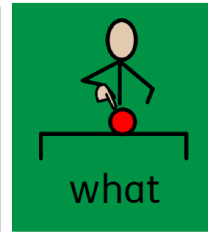


$3 + 2$ makes 5
or
 $2 + 3$ makes 5

Maths

Have a go at repeating these so when your grown up asks you two numbers to make 5 you can tell them straight away!

Thrilling Thursday 😊



Literacy

Yesterday we used our colourful semantics to make up sentences about our Naughty Bus. Today have a go at writing down your sentences to go with each picture.



Don't forget
tapestry!

Thrilling Thursday – Phase 2

Today we are learning to read captions again!

Have a go at reading the following captions and check the following page to see if you got them right!

Go into the big tent.

The jet is fast.

Mr Smith will help you read the captions.

<https://youtu.be/vCOHcAZ2Br0>

Phonics

Don't
forget
tapestry!

Go into the big tent.



The jet is fast.



Thrilling Thursday – Phase 3

We're going to have a go at writing words using the following sounds too.

air

ure



Here's Mr Smith to help you

<https://youtu.be/cjNclfdVCWs>



This week's daily jobs:

- ▶ Write your name, forming each letter correctly - once you have done this, practice your surname too!
- ▶ Go for a walk and spot some numbers. If you see a number 2 can you think of two numbers that make 2? See how many numbers you can do this for.
- ▶ Funky Fingers: Use a sponge to move water from one bucket to another. Put the sponge in the water to soak water, squeeze it hard to let the water out.
- ▶ Draw a picture.
- ▶ Make a model of an animal
- ▶ Read a story with a grown up and talk about it.
- ▶ Using your number formation sheet which was sent out before Christmas - practice forming all letters correctly (you can also use our handwriting videos to help)
- ▶ Do a GoNoodle via YouTube.


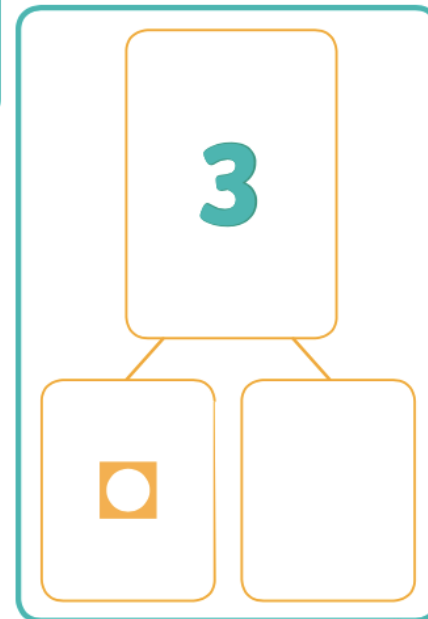
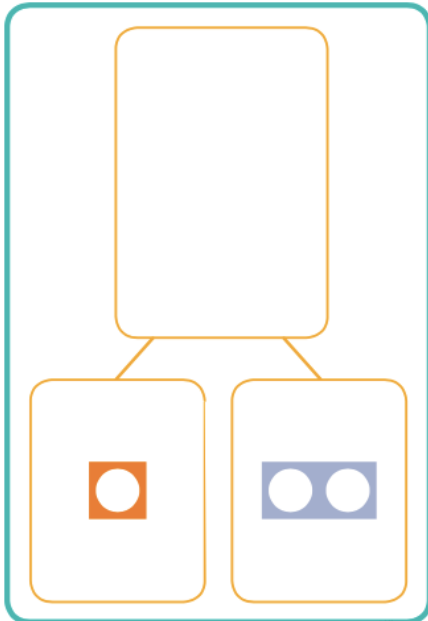
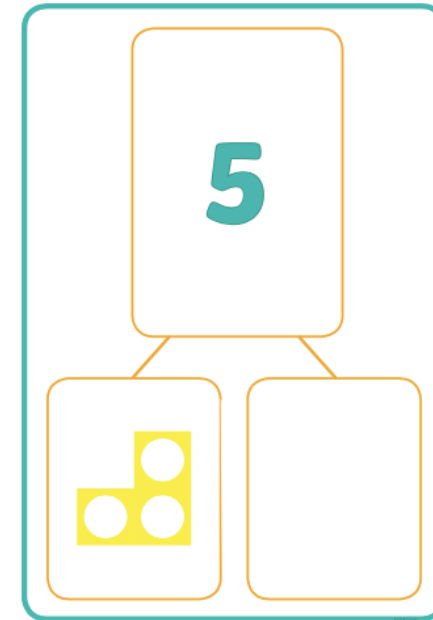
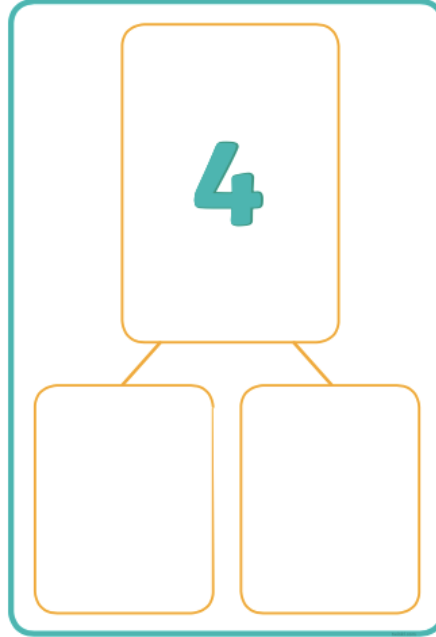
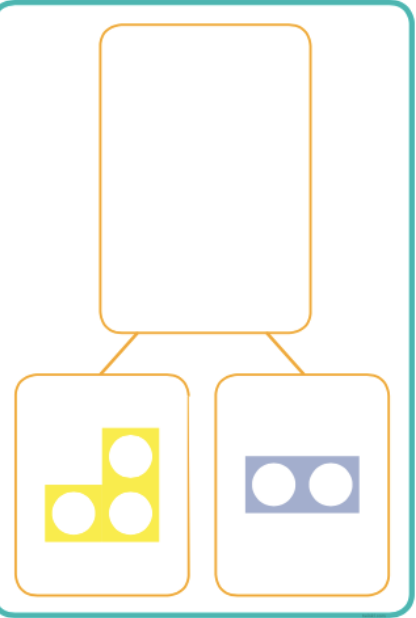


Don't
forget
your daily
upload to
tapestry

Today you will need your Numicon set

Fantastic Friday 😊

Maths



Fantastic Friday 😊



Can you match these sentences to the correct picture?

- The bus can see the dog.
- The bus is next to the pig.
- The bus can sit on the laptop.

Literacy

Don't
forget
tapestry!

Fantastic Friday😊

We're going to practice reading tricky words again today! You can play a game to help you such as Splat!

Mr Smith has a video to help you! <https://youtu.be/15qJ4YpYXqU>

I

no

the

go

to

into

Phonics

Don't
forget
tapestry!

Remember that the **tricky** sound is in **red**. It shows that the letter is making a different sound than it normally does! Don't get tricked by the tricky letters and sounds!

See Mr Smith try and learn these words

<https://youtu.be/v6pmDCK0GgA>

AND... here are two new tricky words which you have not learnt yet!

we

me

he

she

be

are

- Remember that the **tricky** sound is in **red**. It shows that the letter is making a different sound than it normally does! Don't get tricked by the tricky letters and sounds!

Ask your grown up to tell you what the words are,
see if you can have a go at writing them and remembering them.
If you get stuck, have a look at the first sounds, they give you a little clue!

Phonics



Well done everyone!

What a lot of learning you have done this week! Thank you too to the grown ups or brothers and sisters who have helped you. We have loved seeing your learning on Tapestry!

Have a lovely weekend and watch out for next week's home learning. Who will be reading you stories and what will your teachers be telling you?!

