

Home Education

Week beginning: 01.02.21

- Daily jobs – 4 little jobs to do each day.
- Different activities for each day, starting this week with Marvelous Monday. We are starting our new book this week, so we have lots of exciting learning to do as well as some maths and phonics.

Please add
observations/photos of
English and maths work
each day to Tapestry

This week's daily jobs!

Reading: please continue to read with your child daily. You could read any books that you have at home, magazines, comic books or anything else that you have access to. Oxford Owl have some free home learning reading activities:

<https://www.oxfordowl.co.uk>

Fine motor activity: Use your thumb and index finger (first finger after your thumb). How many pieces of pasta, rice or pom-poms can you pick up in 30 seconds. Can you beat your score?

Handwriting: please practise the zizzag monster letters. You can use this video to help you:

<https://www.youtube.com/watch?v=Lu7WX-eBrjg>

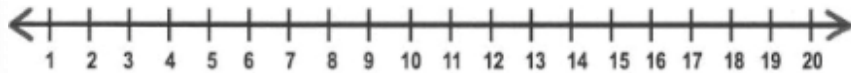
Exercise: Have a go at doing some Cosmic Yoga:

<https://www.youtube.com/user/CosmicKidsYoga>

Marvellous Monday

Maths

This week we will be recapping on addition and subtraction. You can use any of the methods that we have looked at to work out the answers.



$$12 + 6 =$$

$$19 - 4 =$$

$$= 7 + 9$$

$$10 + 7 =$$

$$20 - 11 =$$

$$= 13 + 3$$

$$17 - 9 =$$

$$10 + 5 =$$

$$18 - 12 =$$

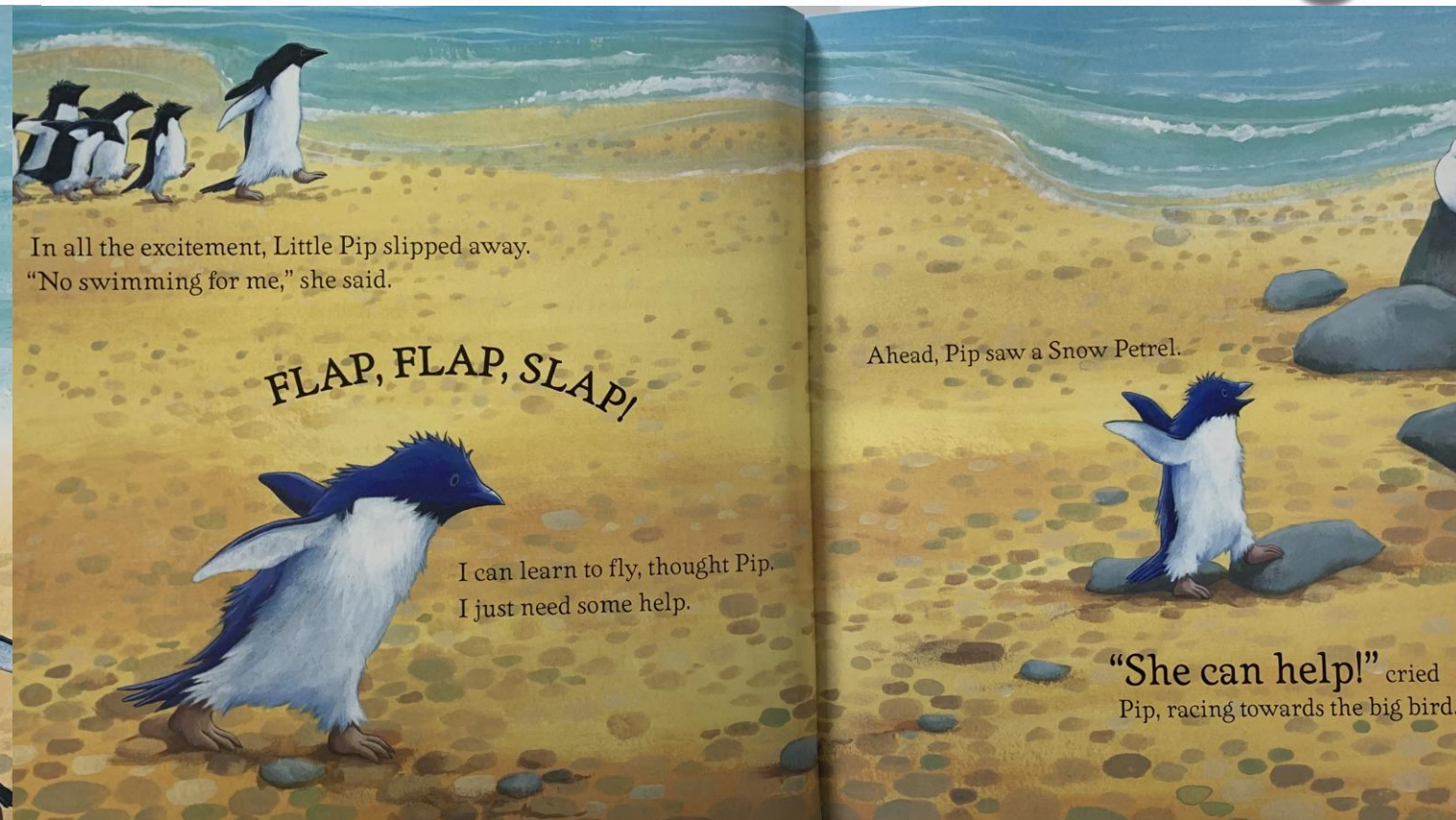
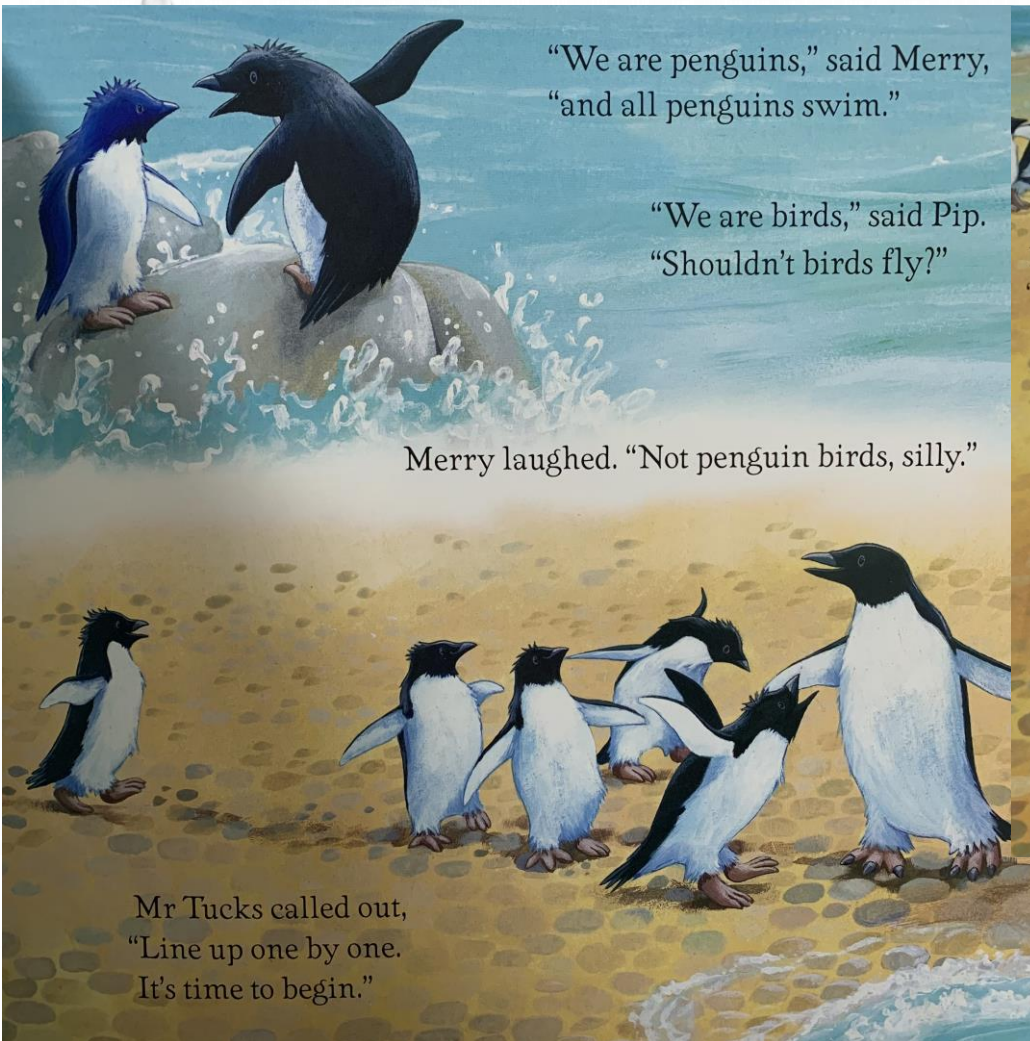
$$16 - 9 =$$



Make sure you look at the symbols really carefully!

Marvellous Monday

English




Oh dear! Pip did not listen to Mr Tucks! Do you think that was a good idea? Now none of Pip's friends or family know where she is. Have a discussion with your grown up about why it is important to listen to instructions. Can you then make a 'lost penguin' poster? There is an example template on the next slide.

Marvellous Monday

English

Missing!



Name:

Type of Animal:

Last Seen:

If found, please contact:

Description:

Marvellous Monday

Daily
sentence



Here is Plip!

What has she been up to today?

We can't wait to see your sentences!

It is very important that your sentence begins with a capital letter, has spaces between words and ends with a full stop.

Can you challenge yourself to use the tricky word 'she'?

Marvellous Monday

Phonics

ure

Watch:

<https://www.youtube.com/watch?v=IK8m-5JQmso>

pure

cure

manure

secure

Read the sentence: The
farm has manure.

Read the sentences and draw
a picture for each sentence.

An elephant stomped
on Philip's toes.

A monkey threw a
white cube down the
slide.

This week's daily jobs!

Reading: please continue to read with your child daily. You could read any books that you have at home, magazines, comic books or anything else that you have access to. Oxford Owl have some free home learning reading activities:

<https://www.oxfordowl.co.uk>

Fine motor activity: Use finger paints to make a fingerprint painting or a collage.

Handwriting: please practise the zizzag monster letters. You can use this video to help you:

<https://www.youtube.com/watch?v=Lu7WX-eBrjg>

Exercise: Have a go at doing some Cosmic Yoga:

<https://www.youtube.com/user/CosmicKidsYoga>

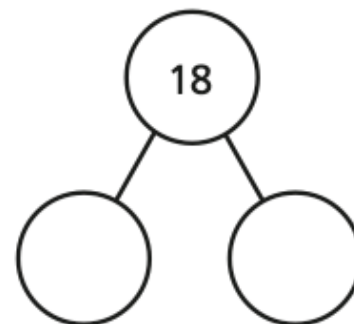
Tremendous Tuesday

Maths

We are going to be looking at related number facts.



$$\begin{array}{l} \square + \square = \square \\ \square + \square = \square \\ \square - \square = \square \\ \square - \square = \square \end{array}$$

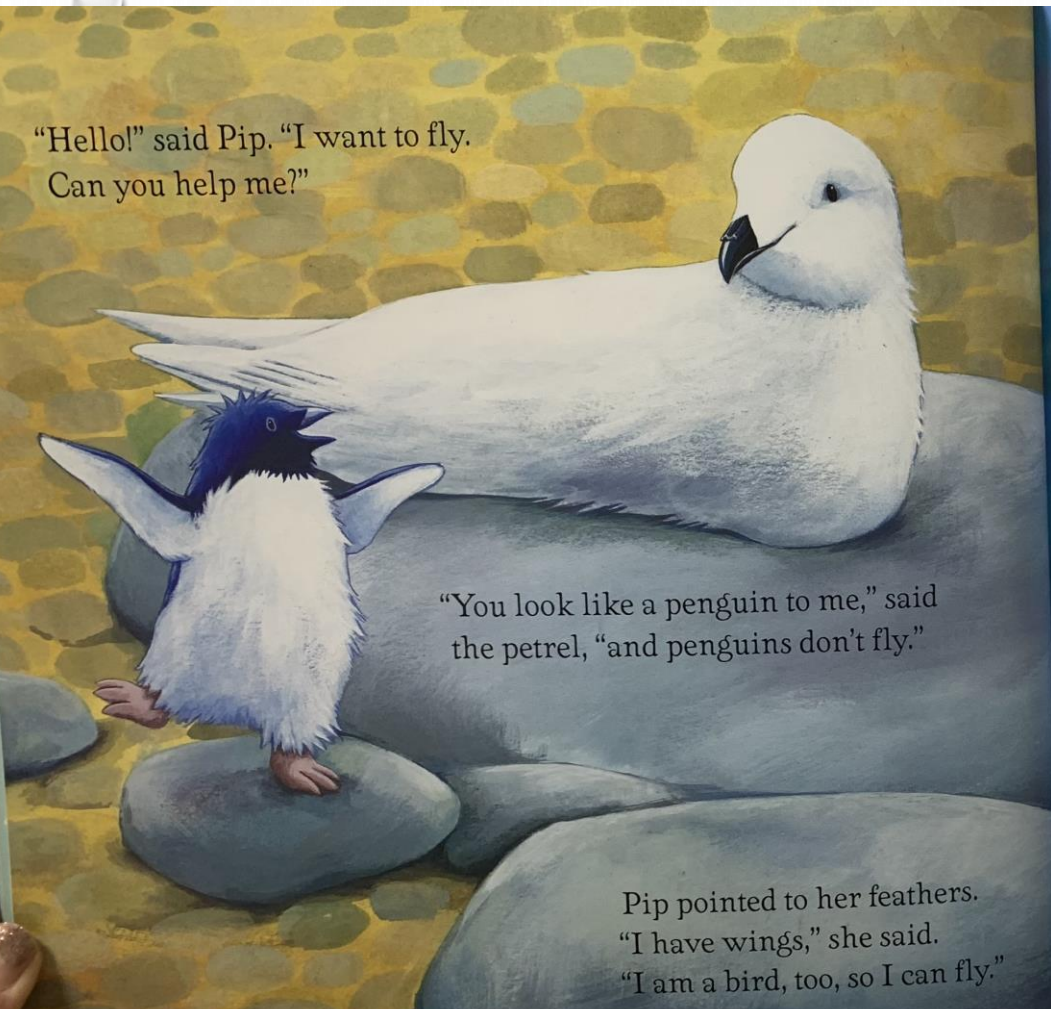


$$\begin{array}{l} \square + \square = 18 \\ \square + \square = 18 \\ 18 - \square = \square \\ 18 - \square = \square \end{array}$$

Can you fill in the addition and subtraction number sentences using only the numbers in the bar model/part whole model? Can you use different numbers for each one?

Tremendous Tuesday

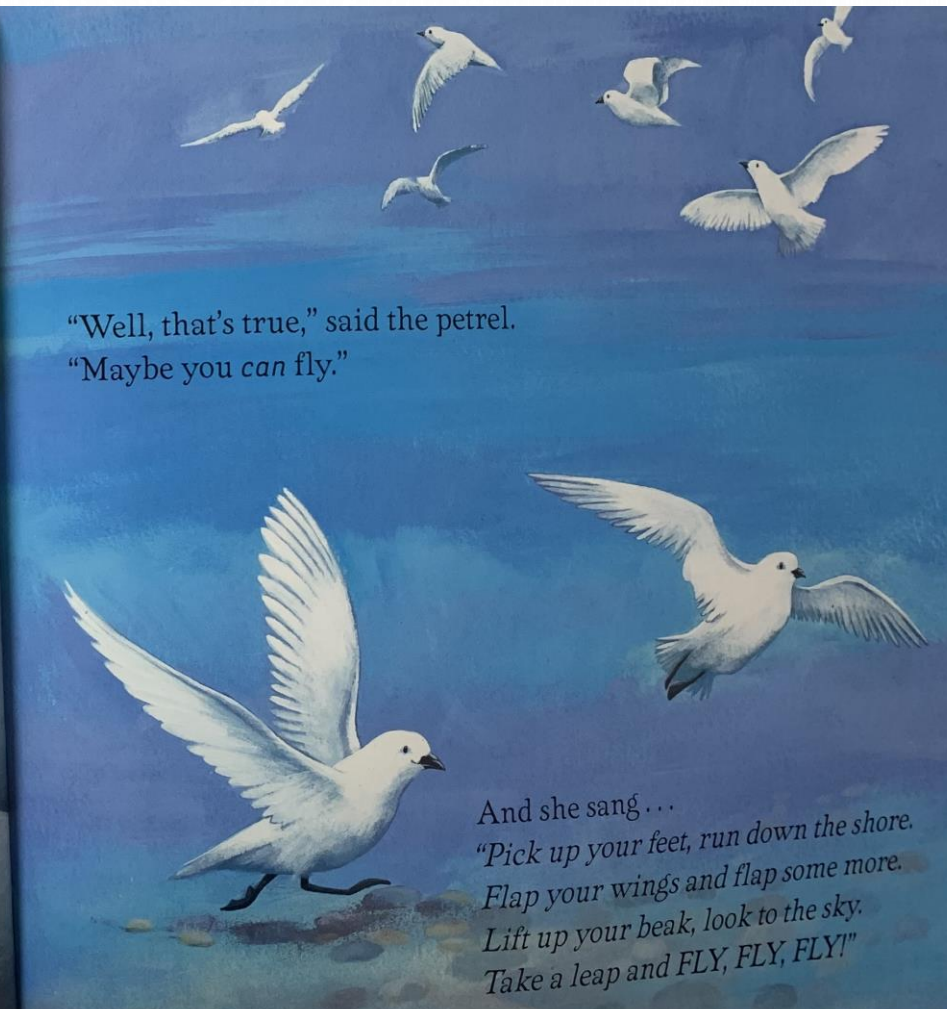
English



"Hello!" said Pip. "I want to fly.
Can you help me?"

"You look like a penguin to me," said
the petrel, "and penguins don't fly."

Pip pointed to her feathers.
"I have wings," she said.
"I am a bird, too, so I can fly."



"Well, that's true," said the petrel.
"Maybe you *can* fly."

And she sang . . .
"Pick up your feet, run down the shore.
Flap your wings and flap some more.
Lift up your beak, look to the sky.
Take a leap and **FLY, FLY, FLY!**"

Can you find the
rhyming words in the
song?

Can you now write a
list of words that
rhyme with:

beak

feet

leather

wing

Tremendous Tuesday

Daily
sentence



Here is Plip!

What has she been up to today?

We can't wait to see your sentences!

It is very important that your sentence begins with a capital letter, has spaces between words and ends with a full stop.

Can you challenge yourself to use the tricky word 'some'?

Tremendous Tuesday

Phonics

er

Play sound bingo
with Mrs Bradshaw on
Tapestry.

Read these words containing
the i-e digraph. Can you sort
them into real and non-sense
words?

white

twinkl.co.uk

slide

twinkl.co.uk

drime

twinkl.co.uk



libe

twinkl.co.uk



tide

twinkl.co.uk

bike

twinkl.co.uk

trife

twinkl.co.uk



quibe

twinkl.co.uk



This week's daily jobs!

Reading: please continue to read with your child daily. You could read any books that you have at home, magazines, comic books or anything else that you have access to. Oxford Owl have some free home learning reading activities: <https://www.oxfordowl.co.uk>

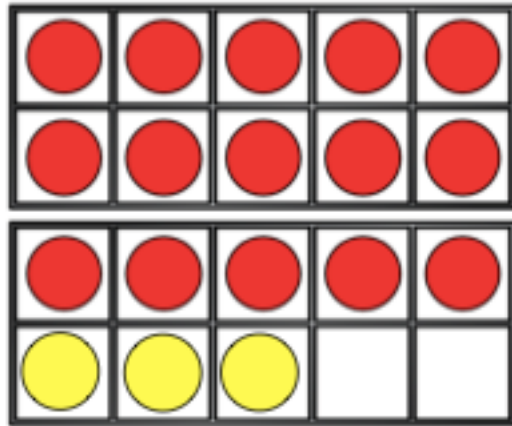
Fine motor activity: Use a piece of string, wool or an old shoe lace. Can you thread the string through pasta, beads or cotton reels? How many can you thread in a minute?

Handwriting: Please practise the zizzag monster letters. You can use this video to help you: <https://www.youtube.com/watch?v=Lu7WX-eBrjg>

Exercise: Have a go at doing some Cosmic Yoga: <https://www.youtube.com/user/CosmicKidsYoga>

Wonderful Wednesday

Maths



Can you circle the number sentences that match the ten frames?

$$15 + 3 = 18$$

$$15 - 3 = 18$$

$$3 + 18 = 15$$

$$18 - 15 = 3$$

$$18 + 3 = 15$$

$$18 - 3 = 15$$


$$18 = 3 + 15$$

$$15 - 18 = 3$$

Once you have completed them, can you draw your own ten frames and write some number sentences (some that do and some that don't match the ten frames)?

Wonderful Wednesday

English



and...

I wonder what
will happen next.

Can you draw a
picture and write
a sentence about
what you think
might happen
when we turn the
page?

Wonderful Wednesday

Daily
sentence



Here is Plip!
What has she been up to today?

We can't wait to see your sentences!

It is very important that your sentence begins
with a capital letter, has spaces between
words and ends with a full stop.

Can you challenge yourself to use the
conjunction 'because'?

Wonderful Wednesday

Phonics

Look at these sounds:


ch	sh	th	
a	w	r	e
p	o	u	i
g	ar	oa	ee

How many real and nonsense words can you make?

Here are some examples:

chag	roth
shop	cheep

I spy:



Draw a line to match the words to the pictures. Now choose 3 pictures and write a sentence for each picture.

This week's daily jobs!

Reading: please continue to read with your child daily. You could read any books that you have at home, magazines, comic books or anything else that you have access to. Oxford Owl have some free home learning reading activities:

<https://www.oxfordowl.co.uk>

Fine motor activity: Complete a jigsaw – you can post a picture of your completed jigsaw on Tapestry.

Handwriting: Please practise the zizzag monster letters. You can use this video to help you:

<https://www.youtube.com/watch?v=Lu7WX-eBrjg>

Exercise: Have a go at doing some Cosmic Yoga:

<https://www.youtube.com/user/CosmicKidsYoga>

Thrilling Thursday

Maths

Compare number sentences



- 1 Draw counters on ten frames to show each addition.

a) $9 + 3$ b) $6 + 7$ c) $11 + 2$

- d) Write the missing phrase.

less than

greater than

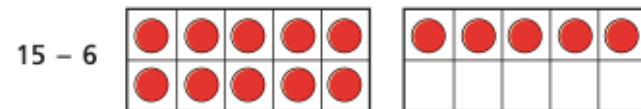
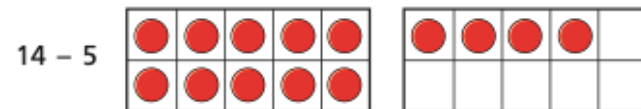
equal to

$9 + 3$ is _____ $6 + 7$

$11 + 2$ is _____ $9 + 3$

$6 + 7$ is _____ $11 + 2$

- 2 Cross out counters to show each subtraction.



Write the missing phrase.

less than

greater than

equal to

$14 - 5$ _____ $15 - 6$

- 3 Write $<$, $>$ or $=$ to compare the number sentences.

a) $12 + 3$ ○ $12 - 3$ c) $13 + 6$ ○ $6 + 13$

b) $17 - 4$ ○ $17 - 6$ d) $14 - 4$ ○ $1 + 0$

Did you have to work them all out?

- 4 Complete the number sentence.


□ + □ = □ - □

How many ways can you complete the number sentence?

<https://vimeo.com/497920660>

Thrilling Thursday

English



Oh no! Pip did not fly. Did you predict that she would fall?

Pip is feeling very frustrated and confused.

She has asked “why do I even have wings?”

Why do penguins have wings if they cannot fly?

Can you do some research and find out why penguins cannot use their wings to fly?

Thrilling Thursday

Daily
sentence



Here is Plip!

What has she been up to today?

We can't wait to see your sentences!

It is very important that your sentence begins with a capital letter, has spaces between words and ends with a full stop.

Can you challenge yourself to use the tricky word 'looked'?

Thrilling Thursday

Phonics

Play the yes/no game with a grown up or a sibling. Read the questions below and answer them with yes or no. You could make your own yes or no cards to hold up when you read the question.

Can a clock get cross?

Is the moon green?

Have you ever slept in a tent?

Now have a go at making your own questions!

Sentence substitution

We can bake a pie today.

Use the words below to change the sentence:

*they cake
yesterday
make*

This week's daily jobs!

Reading: please continue to read with your child daily. You could read any books that you have at home, magazines, comic books or anything else that you have access to. Oxford Owl have some free home learning reading activities:

<https://www.oxfordowl.co.uk>

Fine motor activity: Build towers and other structures from plastic or wooden bricks. How tall can you make your tower?

Handwriting: Please practise the zig-zag monster letters. You can use this video to help you: <https://www.youtube.com/watch?v=Lu7WX-eBrjg>

Exercise: Have a go at doing some Cosmic Yoga:

<https://www.youtube.com/user/CosmicKidsYoga>

Fabulous Friday


Maths

<https://www.topmarks.co.uk/addition/robot-addition>

Play this game. You can choose whether you would like to add and subtract within 10, 15 or 20. Work out the answers and then drag the robot to the correct answer.




Fabulous Friday



Pip waddled on until she came to another bird. This one was black and white – just like a penguin.

But it wasn't a penguin.
It was a Giant Albatross.



"Hello!" said Pip.
"Can you help me?
I want to fly."

"And I want to swim in the ocean," chuckled the albatross. "But I cannot, no more than penguins can fly."

"But, look, I have black wings, just like yours," said Pip.

Can you make
a bird out of
paper?

Have a look on
Tapestry for
Miss Oestel
and Mrs
Bradshaw's
instruction
video 😊

Fabulous Friday

Daily
sentence



Here is Plip!

What has she been up to today?

We can't wait to see your sentences!

It is very important that your sentence begins with a capital letter, has spaces between words and ends with a full stop.

Can you challenge yourself to use the conjunctions 'and' and 'because'?

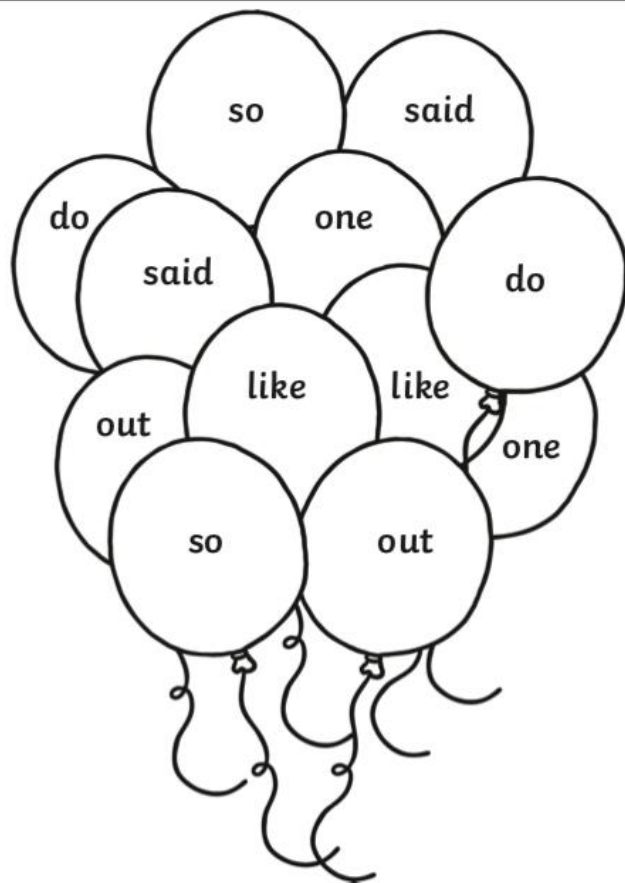
Fabulous Friday

Phonics

Balloons Tricky Word Colouring

Read the tricky words and colour the balloons using the clues below.

so=red do=blue out=yellow said=green one=orange like=purple



Tricky words

Draw some balloons and write the tricky words on them (like in the picture). Can you use the key to colour in each balloon as you read the word?

Year 1 Common Exception Words

the
a
do
to
today
of
said
says
are
were
was

is
his
has
I
you
your
they
be
he
me
she

no
go
so
by
my
here
there
where
love
come
some

one
once
ask
friend
school
put
push
pull
full
house
our



www.twinkl.co.uk

Across the week please help your child to read and spell the Year 1 Common Exception words and tricky words (which can be found on the next slide)

Phase 2 to 5 Tricky Words

Phase 2	Phase 3	Phase 4	Phase 5
I no the to go into	he she we me be you are her was all they my	said have like so do some come little one were there what when out	oh Mrs people their called Mr looked asked could

a b c d e f

g h i j k l

m n o p q

r s t u v w


x y z

Cursive handwriting

Please keep practising your letter formation. You could use the handwriting PowerPoint to help you.

You will find it on the school Website in the Year 1 Home Education section

[Year 1 - Woodston Primary School](#)



Please use the free phonics games on the phonics play website. Your child will be familiar with these as they are a regular feature in our classroom teaching! Try the different phases to give yourself a challenge.

<https://www.phonicsplay.co.uk/resources>

Have fun!





Well done everyone!

What a lot of learning you have done this week! Thank you too to the grown ups or brothers and sisters who have helped you. We have loved seeing your learning on Tapestry!

Have a lovely weekend and watch out for next week's home learning. Who will be reading you stories and what will your teachers be telling you?!

