



Home Learning

Week beginning 8th February 2021

- Daily jobs – 8 little jobs to do each day.
- Different activities for each day, starting this week with Marvellous Monday. We are continuing with our Power of Reading Book, so we will be doing lots of exciting learning.

Please upload to
tapestry DAILY,
so we can
support you as
necessary.

What is going to be uploaded onto tapestry this week...

	Monday	Tuesday	Wednesday	Thursday	Friday
Videos to look out for on tapestry each week					
	Introduction to the week	Phase 2 phonics	Phase 2 phonics	Phase 2 phonics	Phase 2 phonics
	Phase 2 phonics	Phase 3 phonics	Phase 3 phonics	Phase 3 phonics	Phase 3 phonics
	Phase 3 phonics	Number formation	Handwriting	Play a board game	Colourful semantics (full sentences)
	Storytime	Storytime	Storytime	Storytime	Storytime



This week's daily jobs:

- ▶ Write your name, forming each letter correctly - once you have done this, practice your surname too! (You could do this when you are doing your phonics)
- ▶ Go for a walk and look at the clouds- use your imagination to spot different shapes, animals or objects. If it is not cloudy see what you can see in the trees.
- ▶ Funky Fingers: Do your own dough disco (use the playdough and video from Thursday last week to help you)
- ▶ Draw a picture. (maybe you could do this whilst your grown-ups are making some lunch)
- ▶ Make a model of something you can see from your window
- ▶ Read a story with a grown up and talk about it. (Do you like to have a bedtime story?)

Don't
forget
your daily
upload to
tapestry



Marvellous Monday – Phase 2

Phonics

Have a go at matching the following words. Mr Smith will help you in this video. <https://youtu.be/3wvlvictdDU>



hat



jam



van



mat



pan



man



bag



cap

Marvellous Monday – Phase 2

Phonics



pots and
pans



socks on
a mat



dad and
nan



a cap on
a peg



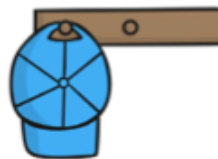
a nap in
a cot



a run in
the sun



a kid in
a cap



rats on
a sack

Marvellous Monday – Phase 3

Can you match the words to the pictures below? Can you pick one to write in a caption?

Phonics

ship

chin

moth

king

fish

shell

ring

chick

rain

sheep

coat

goat

feet

light

tail

night



Don't forget you can watch Mr Smith's phonics with this link: <https://youtu.be/HdMd7kZDGZ4>












Marvellous Monday 😊

Maths

This week, we are continuing to use our Numicon.

See if you can make numbers 11-20 using the Numicon. Try making them using Numicon 10 and another number.

For example – 14



Marvellous Monday

Have a look at the Powerpoint 'The Naughty Bus Goes to School' – follow this link to the school website [Early Years - Woodston Primary School](#).

Can you tell your grown up what the Naughty Bus is doing on each page? Record a video of you telling the story to put on Tapestry.



Literacy

Don't forget your daily upload to tapestry



This week's daily jobs:

- ▶ Write your name, forming each letter correctly - once you have done this, practice your surname too! (You could do this when you are doing your phonics)
- ▶ Go for a walk and look at the clouds- use your imagination to spot different shapes, animals or objects. If it is not cloudy see what you can see in the trees.
- ▶ Funky Fingers: Do your own dough disco (use the playdough and video from Thursday last week to help you)
- ▶ Draw a picture. (maybe you could do this whilst your grown-ups are making some lunch)
- ▶ Make a model of something you can see from your window
- ▶ Read a story with a grown up and talk about it. (Do you like to have a bedtime story?)

Don't
forget
your daily
upload to
tapestry



Terrific Tuesday – Phase 2

Phonics

Practise these sounds and have a go at writing some things that begin with them. <https://youtu.be/FcwSBGLeLxQ>

b

d

p

g

Terrific Tuesday – Phase 2

Have a go at matching these words. It's a little bit trickier today. Try chopping the words in half to try and read them.

Phonics


bandstand



lipstick



cobweb



sandpit



Terrific Tuesday – Phase 3

Can you have a go at reading these words? Can you spot the digraphs? Do you know what they mean? Can you then use the word in a sentence?

Phonics

rooftop

liquid

tonight

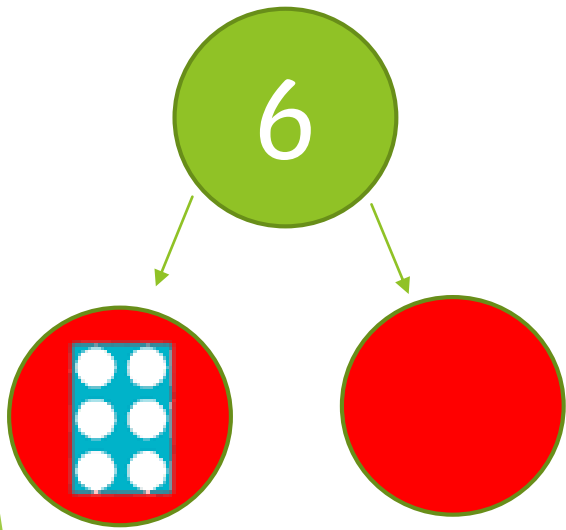
haircut

Have a look at Mr Smith reading the words <https://youtu.be/bk4zkgwfRgU>

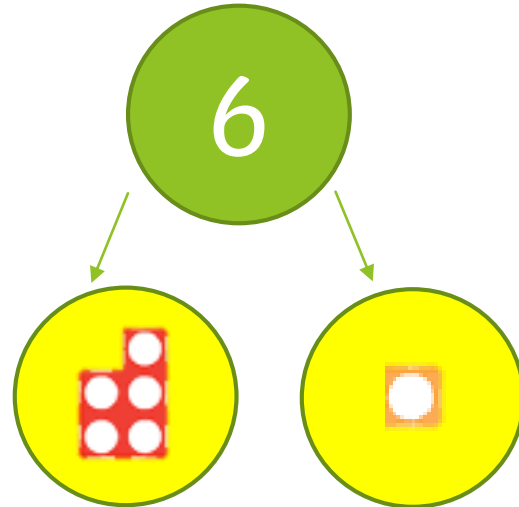
Today you will need your Numicon set

Terrific Tuesday 😊

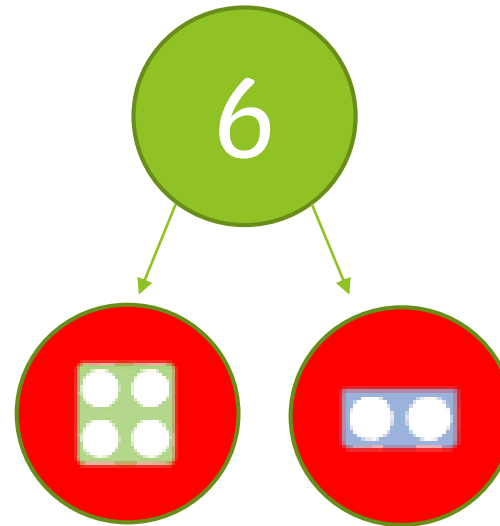
Number bonds - 6



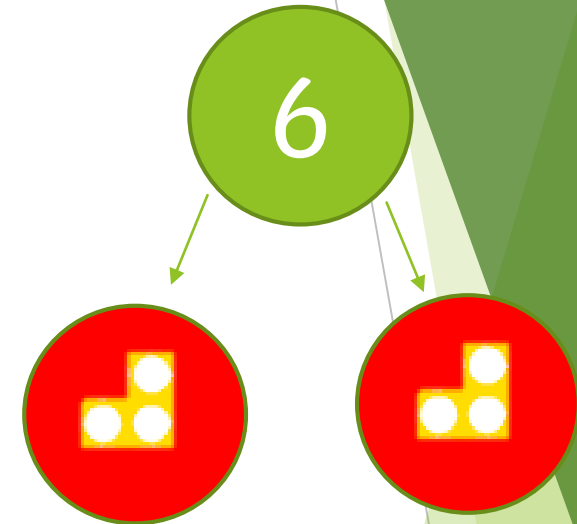
$6 + 0$ makes 6
 $0 + 6$ makes 6



$5 + 1$ makes 6
 $1 + 5$ makes 6



$4 + 2$ makes 6
 $2 + 4$ makes 6



$3 + 3$ makes 6

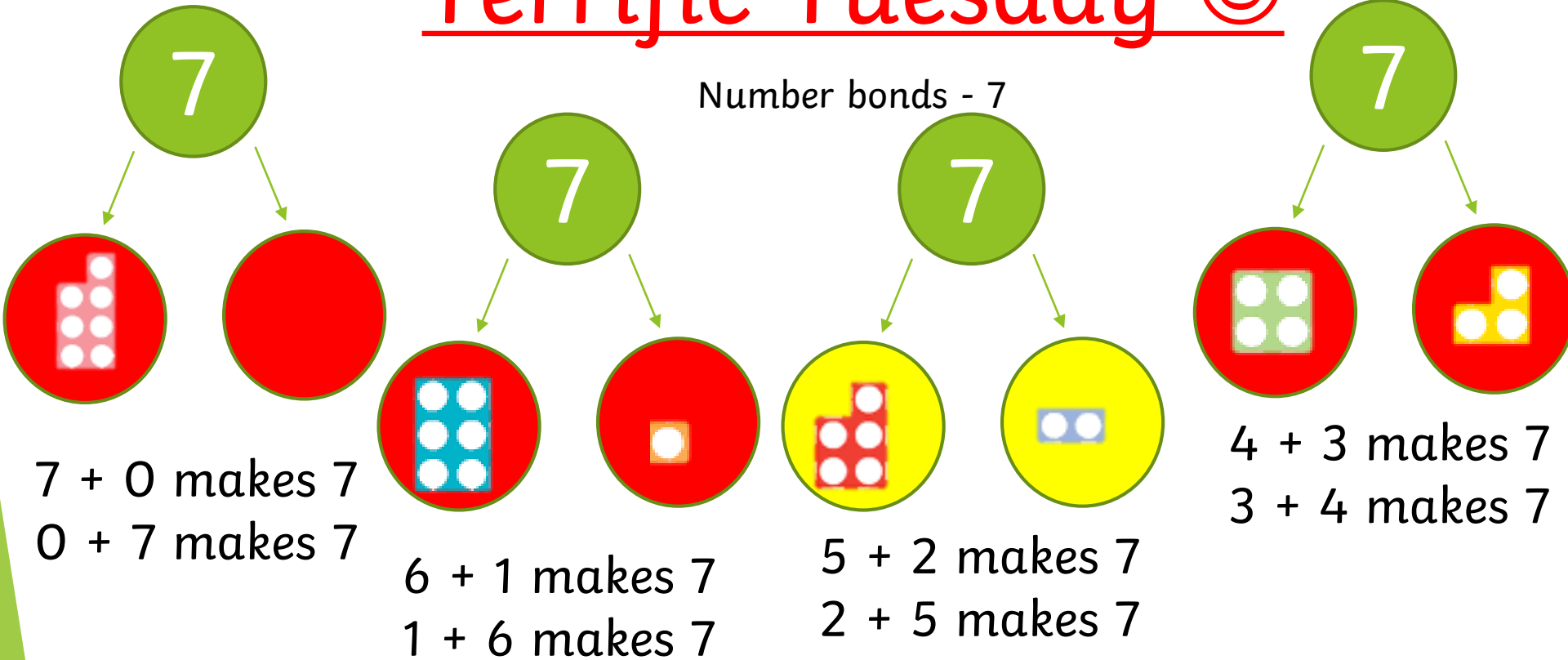
Maths

Have a go at repeating these so when your grown up asks you two numbers to make 6 you can tell them straight away!

Today you will need your Numicon set

Terrific Tuesday 😊

Number bonds - 7



Maths

Have a go at repeating these so when your grown up asks you two numbers to make 7 you can tell them straight away!

Terrific Tuesday

PE

Today's PE is Cosmic Yoga kids We're Going on a Bear Hunt!

<https://www.youtube.com/watch?v=KAT5NiWHFIU>





This week's daily jobs:



- ▶ Write your name, forming each letter correctly - once you have done this, practice your surname too! (You could do this when you are doing your phonics)
- ▶ Go for a walk and look at the clouds- use your imagination to spot different shapes, animals or objects. If it is not cloudy see what you can see in the trees.
- ▶ Funky Fingers: Do your own dough disco (use the playdough and video from Thursday last week to help you)
- ▶ Draw a picture. (maybe you could do this whilst your grown-ups are making some lunch)
- ▶ Make a model of something you can see from your window
- ▶ Read a story with a grown up and talk about it. (Do you like to have a bedtime story?)

Don't
forget your
daily
upload to
tapestry



Wonderful Wednesday – Phase 2

Your job is to write words that match the pictures. Can you write two words for each picture? Can you write a caption?



Phonics

Don't
forget
tapestry!

Mr Smith will help you: <https://youtu.be/UE9rZtssMOk>

Wonderful Wednesday – Phase 3

Phonics

This half term we have learnt lots of different digraphs and trigraphs. We are going to do some work with them now. Can you have a go at reading the following captions and doing what they say? Post a video on Tapestry of you reading the caption and doing the action.

Put a pair of boots on the mat.

Bow down to the king and queen.

Don't
forget
tapestry!

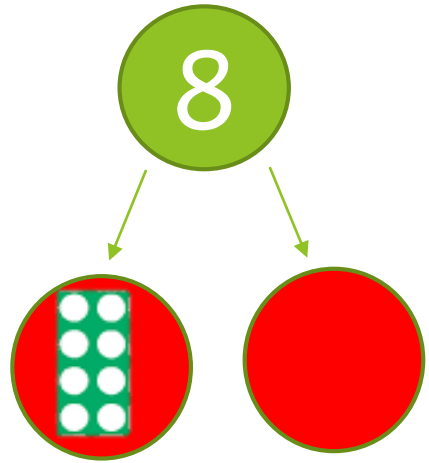
Mr Smith might be able to help you! https://youtu.be/vyvvdN_qJCA

Today you will need your Numicon set again

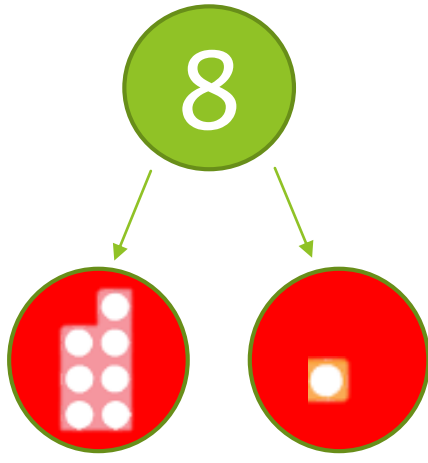
Wonderful Wednesday 😊

Number bonds - 8

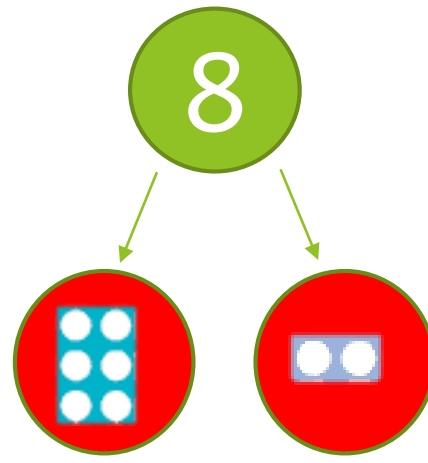
Maths



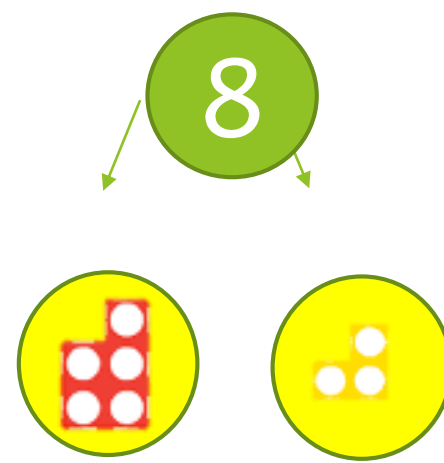
8 + 0 makes 8
0 + 8 makes 8



7 + 1 makes 8
1 + 7 makes 8



6 + 2 makes 8
2 + 6 makes 8



5 + 3 makes 8
3 + 5 makes 8



4 + 4 makes 8

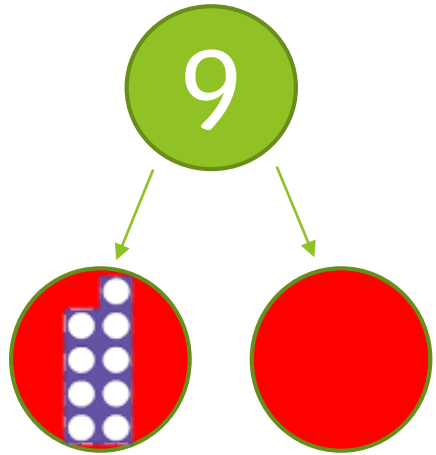
Have a go at repeating these so when your grown up asks you two numbers to make 8, you can tell them straight away!

Today you will need your Numicon set again

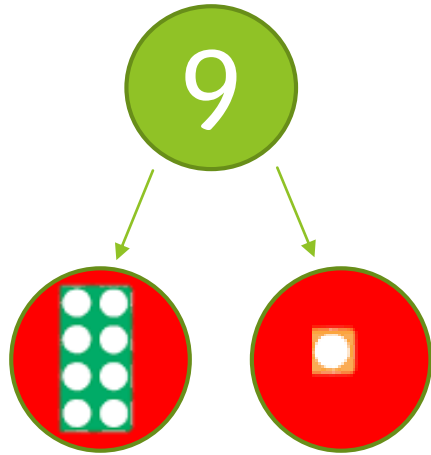
Wonderful Wednesday 😊

Maths

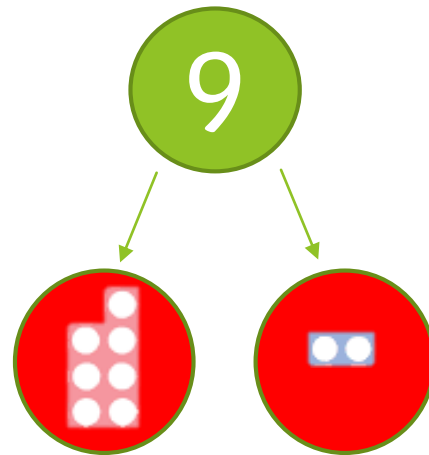
Number bonds - 9



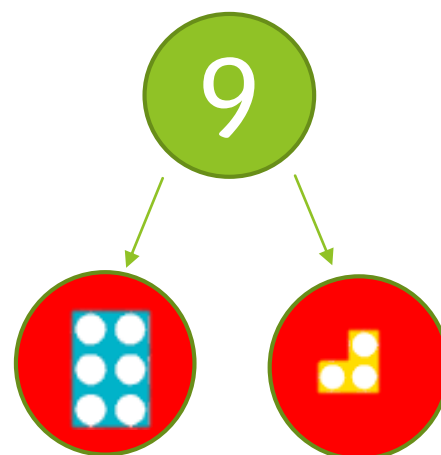
9 + 0 makes 9
0 + 9 makes 9



8 + 1 makes 9
1 + 8 makes 9



7 + 2 makes 9
2 + 7 makes 9



6 + 3 makes 9
3 + 6 makes 9



5 + 4 makes 9
4 + 5 makes 9

Have a go at repeating these so when your grown up asks you two numbers to make 9, you can tell them straight away!

Wonderful Wednesday 😊

Have another look at the 'Naughty Bus Goes to School' Powerpoint.

Choose 2 pictures from the story.

- Can you label the things in the pictures?
- Can you write a caption for the pictures?
- Can you write a sentence for the pictures?



a pig and a bus

Naughty Bus is talking to a pig.

Literacy

Don't
forget
tapestry!



This week's daily jobs:

- ▶ Write your name, forming each letter correctly - once you have done this, practice your surname too! (You could do this when you are doing your phonics)
- ▶ Go for a walk and look at the clouds- use your imagination to spot different shapes, animals or objects. If it is not cloudy see what you can see in the trees.
- ▶ Funky Fingers: Do your own dough disco (use the playdough and video from Thursday last week to help you)
- ▶ Draw a picture. (maybe you could do this whilst your grown-ups are making some lunch)
- ▶ Make a model of something you can see from your window
- ▶ Read a story with a grown up and talk about it. (Do you like to have a bedtime story?)



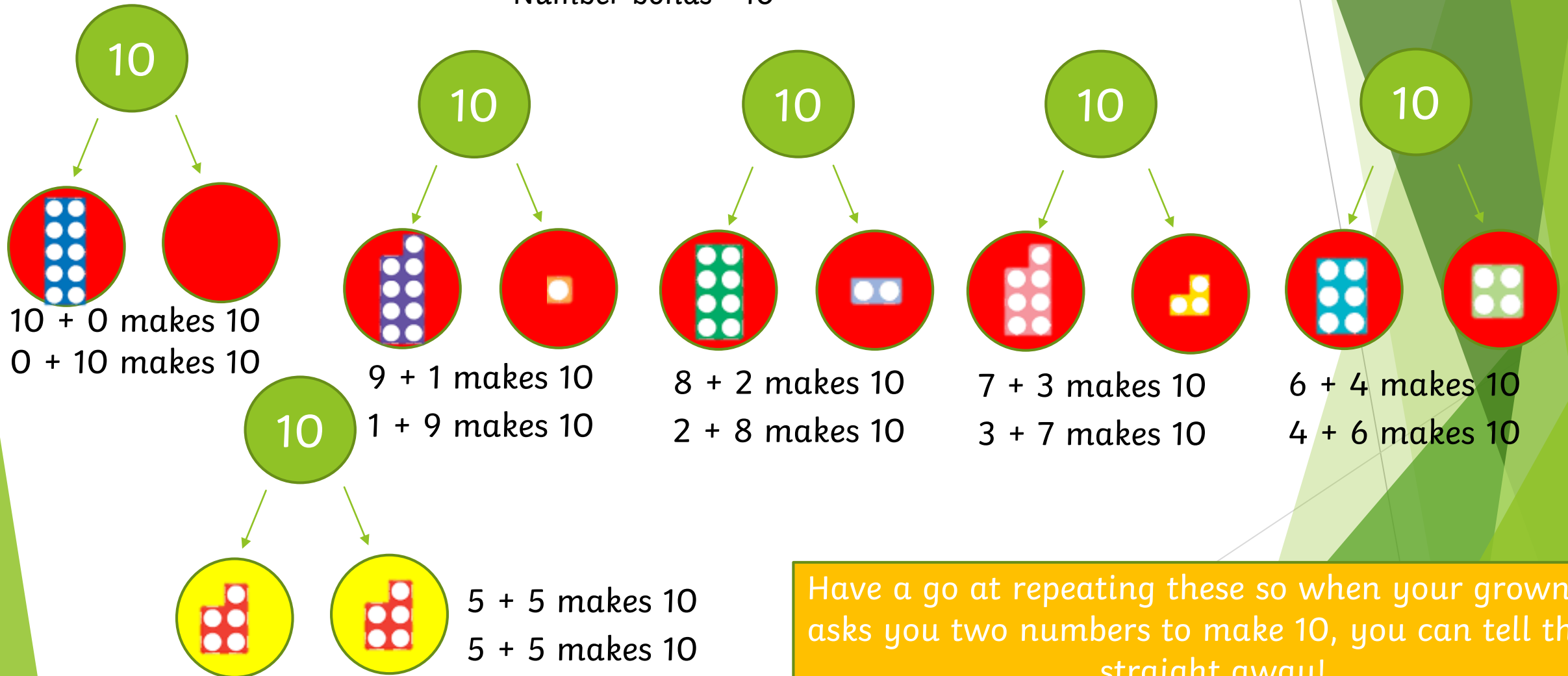
Don't
forget
your daily
upload to
tapestry

Today you will need your Numicon set again

Thrilling Thursday 😊

Maths

Number bonds - 10




Have a go at repeating these so when your grown up asks you two numbers to make 10, you can tell them straight away!

Thrilling Thursday 😊

At the end of 'Naughty Bus Goes to School', Naughty Bus is driving out of the school gate! Oh No! He's gone missing! Can you make a missing poster to tell people about Naughty Bus and help us find him again.

Literacy

Missing!



You will need to;

- Draw a picture of Naughty Bus.
- Tell people that he is missing.
- Write some labels around your picture to tell people what Naughty Bus looks like.
- Write a sentence or caption to tell people to bring Naughty Bus back to Woodston Primary School.



Thrilling Thursday – Phase 2

Today we are learning to read captions again!

Have a go at reading the following captions and check the following page to see if you got them right!

six big cats

hot cross buns

Mr Smith will help you read the captions. <https://youtu.be/-z8tNUTyUMA>

Phonics

Don't
forget
tapestry!

six big cats



hot cross buns



Thrilling Thursday – Phase 2

Today we are learning to read captions again!

Have a go at reading the following captions and check the following page to see if you got them right!

Pick up the mug and the cup.

Go back to bed

Phonics

Pick up the mug and the cup.



Go back to bed



Thrilling Thursday – Phase 3

We're going to learn a new sound today. The sound is

er

Have a go at sounding out the following pictures and writing the words down.



Here's Mr Smith to help you <https://youtu.be/C9dp4x7Nroc>



This week's daily jobs:

- ▶ Write your name, forming each letter correctly - once you have done this, practice your surname too! (You could do this when you are doing your phonics)
- ▶ Go for a walk and look at the clouds- use your imagination to spot different shapes, animals or objects. If it is not cloudy see what you can see in the trees.
- ▶ Funky Fingers: Do your own dough disco (use the playdough and video from Thursday last week to help you)
- ▶ Draw a picture. (maybe you could do this whilst your grown-ups are making some lunch)
- ▶ Make a model of something you can see from your window
- ▶ Read a story with a grown up and talk about it. (Do you like to have a bedtime story?)

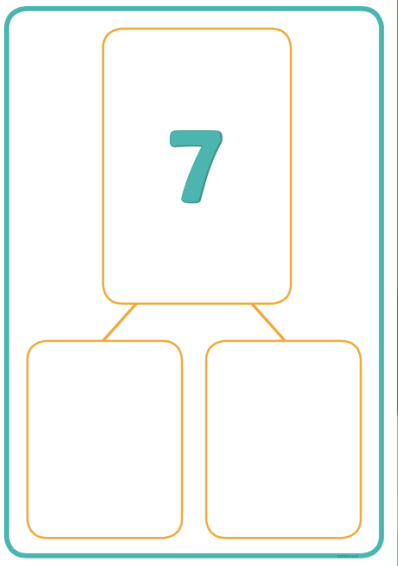
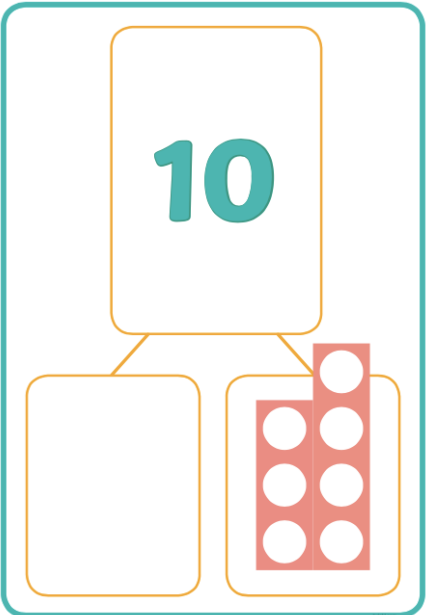
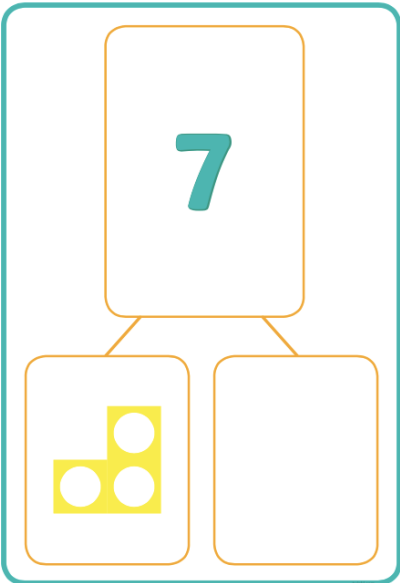
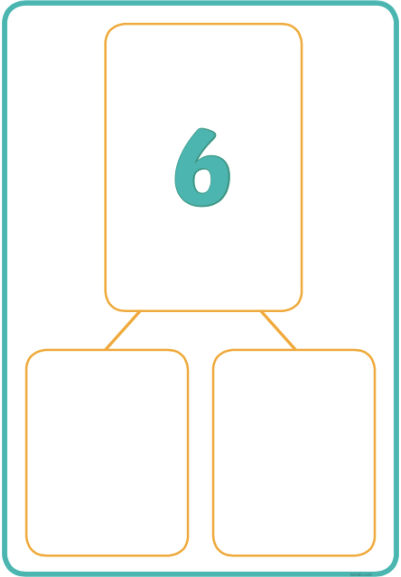
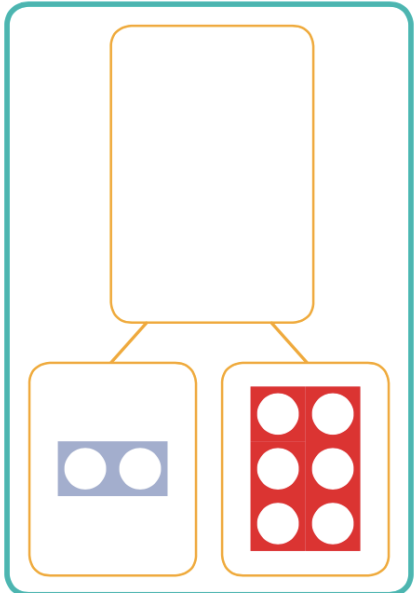
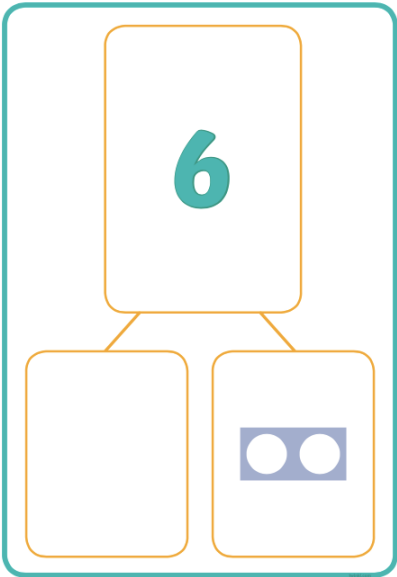
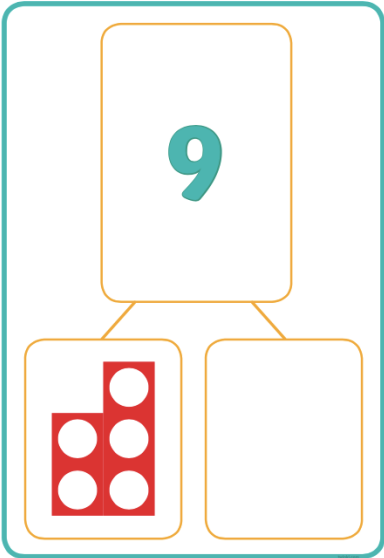
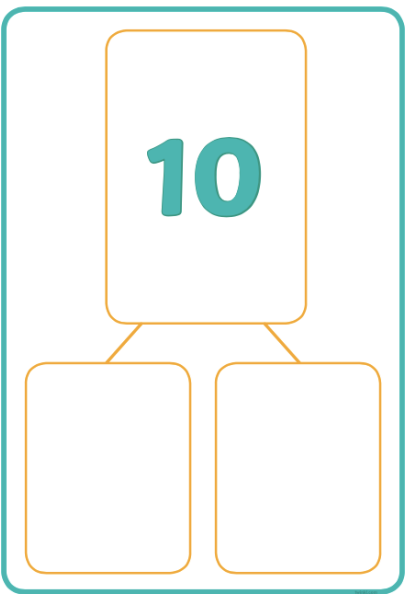
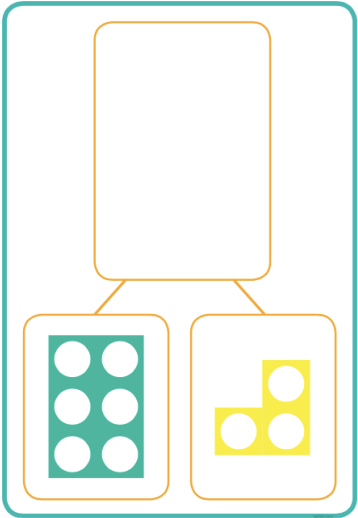


Don't
forget
your daily
upload to
tapestry

Today you will need your Numicon set

Fantastic Friday 😊

Maths



Fantastic Friday 😊

Hooray! Your missing poster worked and Naughty Bus is safely back at school!

Literacy

Where do you think Naughty Bus went?
Draw a picture and write some labels, a caption or a sentence to tell us where you think Naughty Bus went.

I think Naughty Bus went to the shops.



Please put a video on Tapestry to show us you reading what you have written about Naughty Bus.

Don't forget tapestry!

Fantastic Friday😊

We're going to practice writing tricky words today!
You can play a game to help you such as Quickwrite!

Mr Smith has a video to help you! <https://youtu.be/Abo0gloJQDE>

I

no

the

go

to

into

Phonics

Don't
forget
tapestry!

Remember that the **tricky** sound is in **red**. It shows that the letter is making a different sound than it normally does! Don't get tricked by the tricky letters and sounds!

See Mr Smith try and learn these words

<https://youtu.be/F1NTwhiVAos>

AND... here are two new tricky words which you have not learnt yet!

we

me

he

she

be

are

all

they

Phonics

Remember that the **tricky** sound is in **red**. It shows that the letter is making a different sound than it normally does! Don't get tricked by the tricky letters and sounds!

Ask your grown up to tell you what the words are,
see if you can have a go at writing them and remembering them.
If you get stuck, have a look at the first sounds, they give you a little clue!



Well done everyone!

What a lot of learning you have done this week! Thank you too to the grown ups or brothers and sisters who have helped you. We have loved seeing your learning on Tapestry!

Have a lovely half-term! There is no home education next week – have a lovely holiday. Get outside and enjoy the signs of Spring! We will pop some activity ideas on the website in case you get bored 😊.

