

Home Education

Week beginning: 08.02.21

- Daily jobs – 4 little jobs to do each day.
- Different activities for each day, starting this week with Marvellous Monday. We are continuing to study our new book this week, so we have lots of exciting learning to do as well as some maths and phonics.

Please add
observations/photos
of English and maths
work each day to
Tapestry

This week's daily jobs!

Reading: please continue to read with your child daily. You could read any books that you have at home, magazines, comic books or anything else that you have access to. Oxford Owl have some free home learning reading activities: <https://www.oxfordowl.co.uk>

Creative: Make a shape picture. You can only use squares and circles. What can you make?

Handwriting: This week we are joining letters. Watch our video on Tapestry each day. Today we are joining the 'a'.

Exercise: Can you complete Mr Gray's PE challenge? Choose an activity to do each day and see if you can beat the teacher's scores?

<https://www.woodstonprimary.org.uk/page/?title=PE&pid=86>

Marvellous Monday

Maths

Recognise and name 2-D shapes

White
Rose
Maths

1 Label the shapes.

Use the word bank to help you.

square rectangle circle triangle



2 Which shape is the square?



3 Which shapes are circles?



4 Which shapes are triangles?



How do you know?

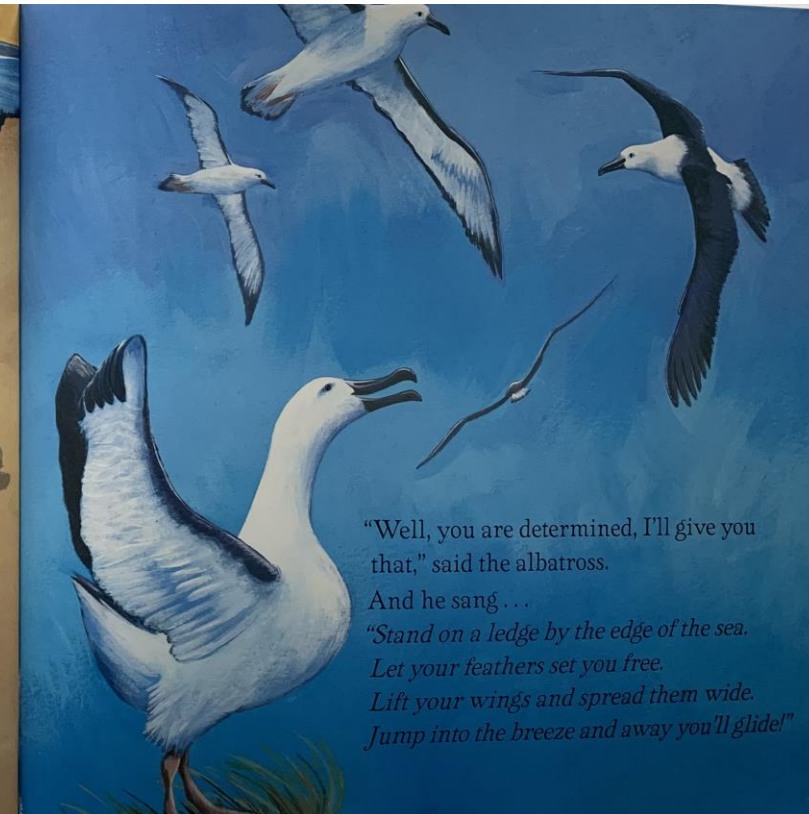

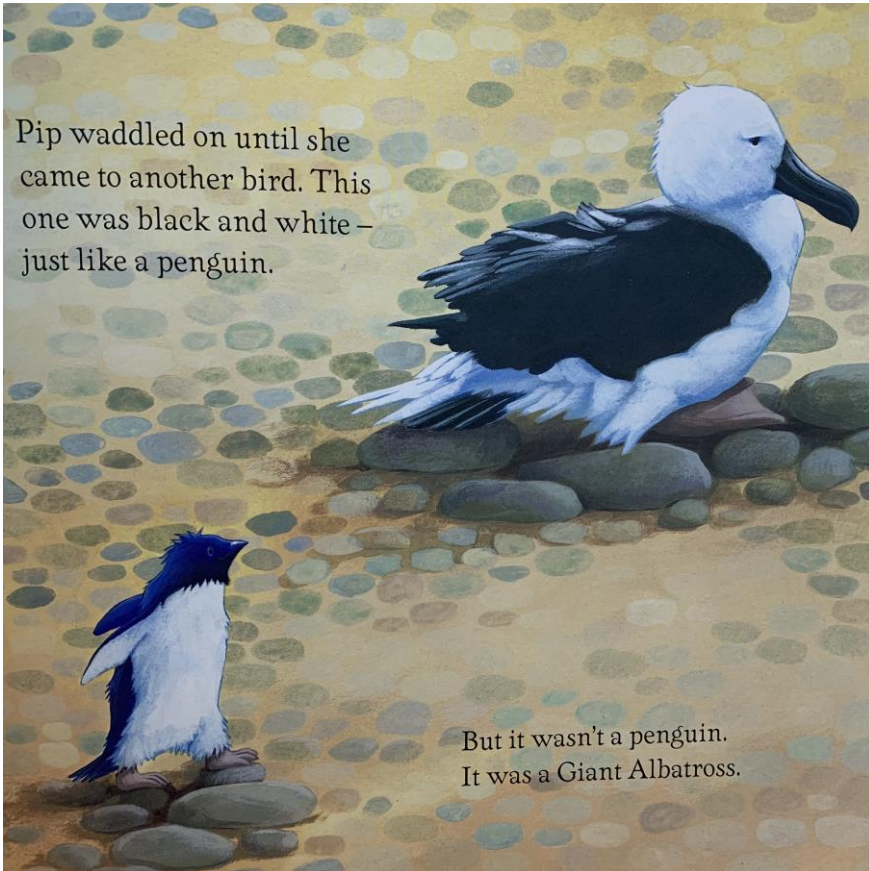
We are now going to
be learning about
shapes! 😊

Please watch the
following video and
then have a go at the
sheet.

<https://vimeo.com/476288716>

Marvellous Monday

English



Marvellous Monday

English



Pip is very grateful to the albatross for singing her a lovely song and trying to teach her how to swim.

Can you make a thank you card for the albatross from Pip?

Marvellous Monday

Daily
sentence



Here is Plip!

What has she been up to today?

We can't wait to see your sentences!

It is very important that your sentence begins with a capital letter, has spaces between words and ends with a full stop.

Can you challenge yourself to use the tricky word 'could'?

Marvellous Monday

Phonics

Countdown

How many words can you read in 1 minute?

lost
camp
milk
bank
wind
nest
paint
chimp
growl

swing
clown
crash
snail
scarf
dress
dragon
spoon
train

a-e



Write some words containing the a-e split digraph on strips of paper to make a paper chain snake.

cake snake spade
games gate
How many more words
can you write?

This week's daily jobs!

Reading: please continue to read with your child daily. You could read any books that you have at home, magazines, comic books or anything else that you have access to. Oxford Owl have some free home learning reading activities: <https://www.oxfordowl.co.uk>

Fine motor activity: Make a shape picture. You can only use triangles and rectangles. What can you make?

Handwriting: This week we are joining letters. Watch our video on Tapestry each day. Today we are joining the 'c'.

Exercise: Can you complete Mr Gray's PE challenge? Choose an activity to do each day and see if you can beat the teacher's scores?

<https://www.woodstonprimary.org.uk/page/?title=PE&pid=86>

Tremendous Tuesday

Maths

2D Shape Word Mat




circle



rectangle



triangle




oval



octagon



square



heptagon



rhombus



pentagon



hexagon



kite

Have a look at the shape word mat. There are some shapes that you will know and some that you may not. Have a think about the properties of these shapes. How many sides do they have? How many corners (vertices)? Are they straight sides or curved sides?

Please have a go at drawing some of these shapes and writing their properties next to them.


Tremendous Tuesday

English

Pip found a ledge.



Pip climbed.



Pip spread her wings.



Pip jumped and ...




SPLASH!

Pip fell right into the cold, dark sea!

"HELP!" she cried.

"HELP ME!"



Tremendous Tuesday

English



Yay! Merry saved Pip. What a kind friend.

Can you write a list of really kind things that you could do for someone? Here are a few ideas:

Draw a picture and post it to a friend.

Help Mum or Dad with the cooking.

Perhaps you could then do one of those things 😊

Tremendous Tuesday

Daily
sentence

Here is Plip!

What has she been up to today?

We can't wait to see your sentences!

It is very important that your sentence begins with a capital letter, has spaces between words and ends with a full stop.

Can you challenge yourself to use the tricky word **'asked'**?



Tremendous Tuesday

Phonics

Fit Phonics!


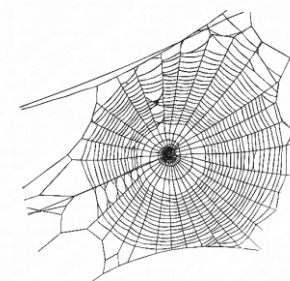

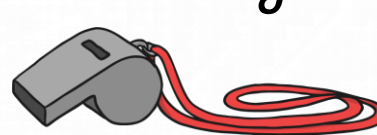
Read the words and
complete the exercises –
add the video to
Tapestry!

three star jumps
six hops
ten jumps
seven skips

Can you think of your
own exercises?

Wh or w?

Sort the words out. Do
they use **wh** or **w**?



This week's daily jobs!

Reading: please continue to read with your child daily. You could read any books that you have at home, magazines, comic books or anything else that you have access to. Oxford Owl have some free home learning reading activities: <https://www.oxfordowl.co.uk>

Fine motor activity: Make a shape picture. You can only use squares and rectangles. What can you make?









Handwriting: This week we are joining letters. Watch our video on Tapestry each day. Today we are joining the 'o'.

Exercise: Can you complete Mr Gray's PE challenge? Choose an activity to do each day and see if you can beat the teacher's scores?

<https://www.woodstonprimary.org.uk/page/?title=PE&pid=86>

Wonderful Wednesday

Maths

Shape	
	
	
	
	
	
	
	

It is time to go on a shape hunt!

You can walk around your house or get outside for some fresh air and make a tally of how many of each shape you can see. 😊

Wonderful Wednesday

English

"What are you doing, Pip?" said Merry.

"I wanted to fly," said Pip.


"Well, you're in the water so you'd better swim now," laughed Merry.

"Take a deep breath, kick your feet, and flap your wings. It's easy!
I'll help you."

Merry gave Pip a gentle nudge back into the waves.



Pip held her breath.



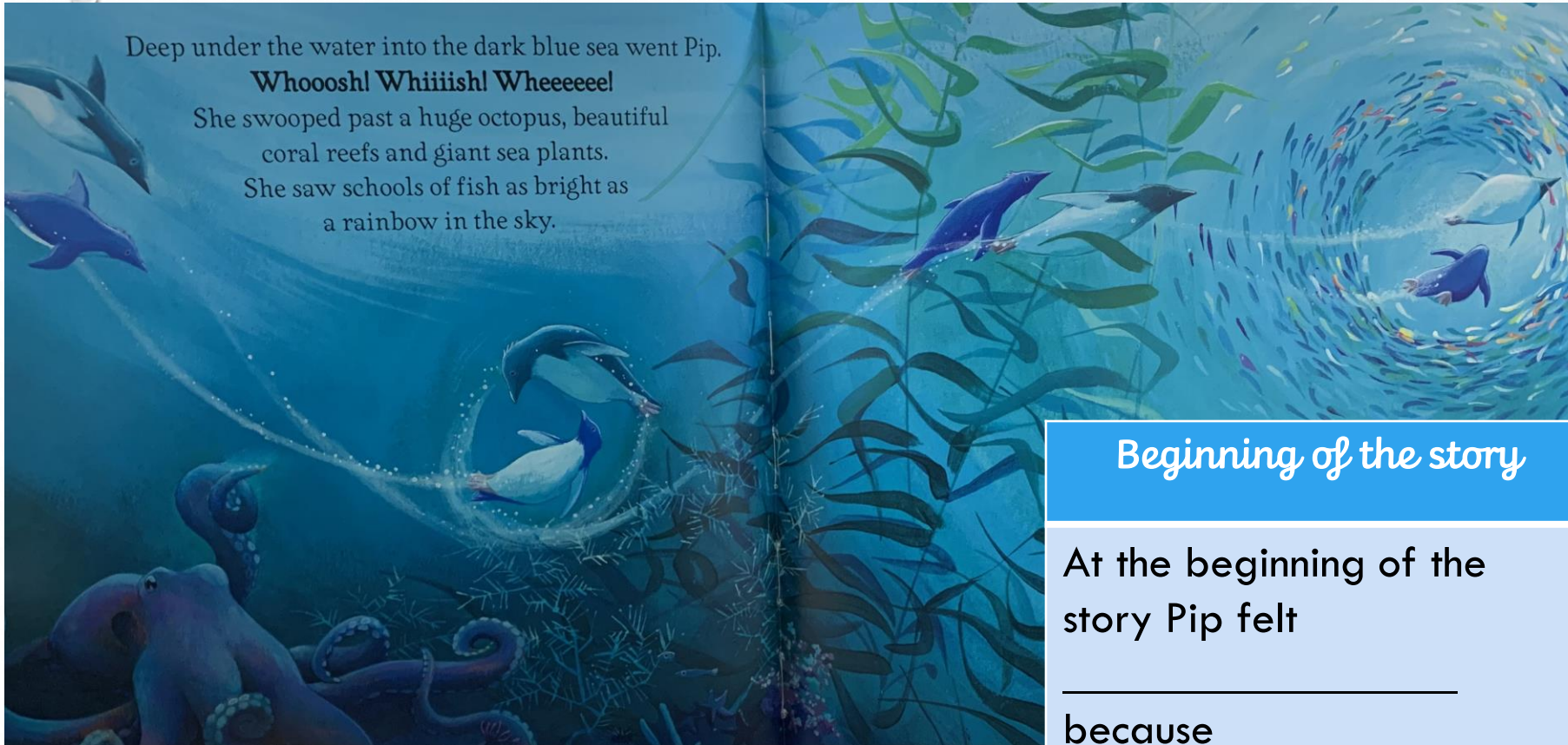
Pip kicked.

Pip flapped and ...

Pip SWAM!

Wonderful Wednesday

English



Deep under the water into the dark blue sea went Pip.

Whooosh! Whiiiish! Wheeeeee!

She swooped past a huge octopus, beautiful coral reefs and giant sea plants.

She saw schools of fish as bright as a rainbow in the sky.

Pip has learned how to swim 😊

How do you think Pip feels now?

Can you fill in a the feelings grid like the one below?

Beginning of the story

Now

At the beginning of the story Pip felt

because

Wonderful Wednesday

Daily
sentence



Here is Plip!
What has she been up to today?

We can't wait to see your sentences!

It is very important that your sentence begins
with a capital letter, has spaces between
words and ends with a full stop.

Can you challenge yourself to use the
conjunction 'because'?

Wonderful Wednesday

Phonics

Read and draw
(or act out with toys)

Read the sentence and
draw the picture:

The ship hit the
rocks with a thud
and a bang.

Yes or no?

Is the answer yes or no?

Can you fly to space on a
bike?

Would you like to play with a
monkey?

Is an elephant smaller than a
mouse?

This week's daily jobs!

Reading: please continue to read with your child daily. You could read any books that you have at home, magazines, comic books or anything else that you have access to. Oxford Owl have some free home learning reading activities: <https://www.oxfordowl.co.uk>

Fine motor activity: Make a shape picture. You can only use squares, rectangles and circles. What can you make?

Handwriting: This week we are joining letters. Watch our video on Tapestry each day. Today we are joining the 'd'.

Exercise: Can you complete Mr Gray's PE challenge? Choose an activity to do each day and see if you can beat the teacher's scores?

<https://www.woodstonprimary.org.uk/page/?title=PE&pid=86>

Thrilling Thursday

Maths

1 Match the groups of shapes to the labels.



rectangles



circles


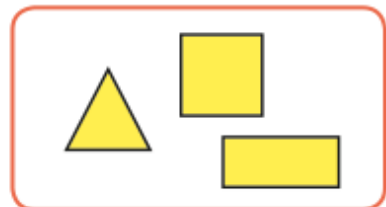


triangles

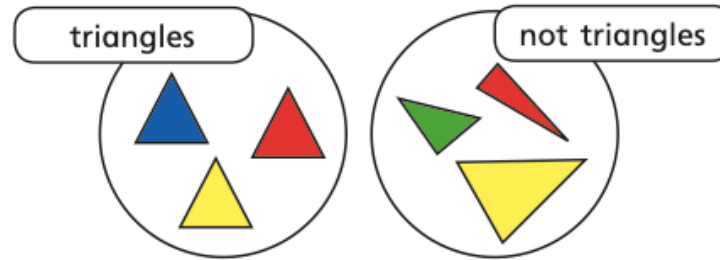


squares

2 How have the shapes been sorted?



3 Eva has sorted some shapes.



a) Is Eva correct?

b) Draw a shape that is not a triangle.



4 Sort the shapes into groups.

The first one has been done for you.



2-D shapes

3-D shapes

A

Today we will be
sorting shapes into
different groups.

<https://vimeo.com/476289396>


Thrilling Thursday

English

Pip came up for air.
"Thank you, Merry!" she cried.
"I'm flying after all! Swimming is just
like flying – but under the sea!"



Darting and dashing, splishing and
splashing through the waves, Pip
and Merry swam together ...



all the way back to shore.

Thrilling Thursday

English

That is the end of our story!


Have a discussion with your grown up.

What did you like about this book? Why?
What didn't you like? Why?

Does this story remind you of anything?
Who do you think would enjoy this book? Why?

Who were the main characters?

Which character did you like best? Why?



When Mummy saw Pip she smiled.
"Little Pip, you can swim!" said Daddy.

They all snuggled
together and Pip sang . . .
*"Into the water, under the sea
that's the best place for a penguin to be.
Flapping our wings and swishing on by.
Now I can swim and now I can fly!"*

Thrilling Thursday

Daily
sentence



Here is Plip!

What has she been up to today?

We can't wait to see your sentences!


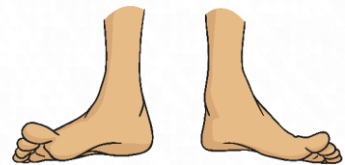

It is very important that your sentence begins with a capital letter, has spaces between words and ends with a full stop.

Can you challenge yourself to use the tricky word 'little'?

Thrilling Thursday

Phonics

Can you write the
words for these
pictures?



Now write a sentence
using one of the
words.

Rhyming words

How many words can you
write that rhyme with
boy?



toy

joy

annoy

This week's daily jobs!

Reading: please continue to read with your child daily. You could read any books that you have at home, magazines, comic books or anything else that you have access to. Oxford Owl have some free home learning reading activities: <https://www.oxfordowl.co.uk>

Fine motor activity: Make a shape picture. You can only use circles and triangles. What can you make?

Handwriting: This week we are joining letters. Watch our video on Tapestry each day. Today we are joining the 'g'.

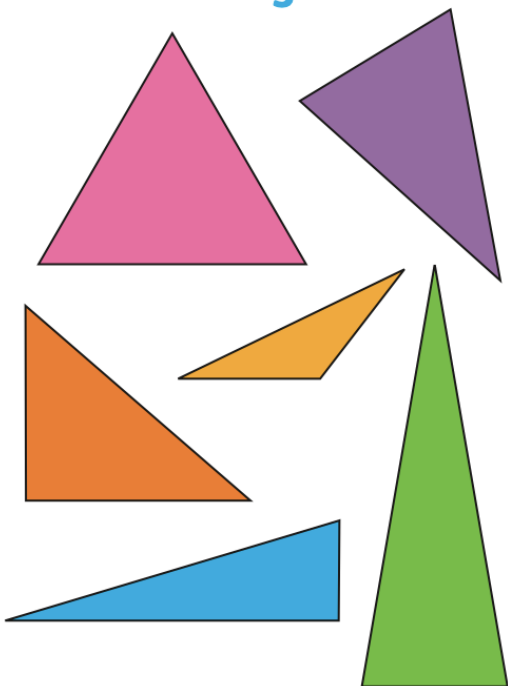
Exercise: Can you complete Mr Gray's PE challenge? Choose an activity to do each day and see if you can beat the teacher's scores?

<https://www.woodstonprimary.org.uk/page/?title=PE&pid=86>

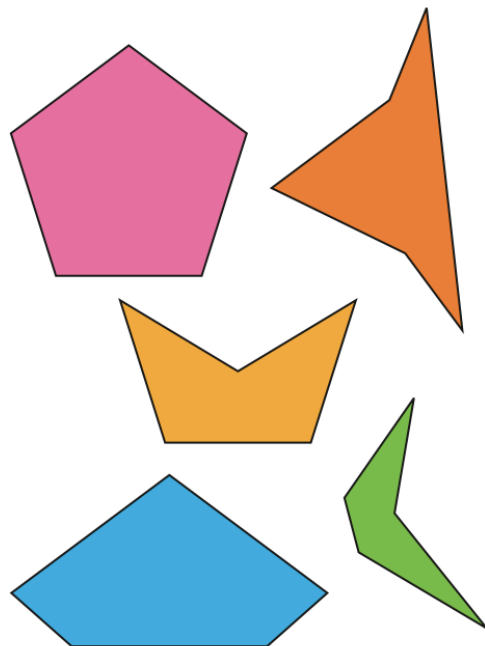
Fabulous Friday

Any shape with 3 sides and 3 corners (vertices) is a triangle.

Triangles



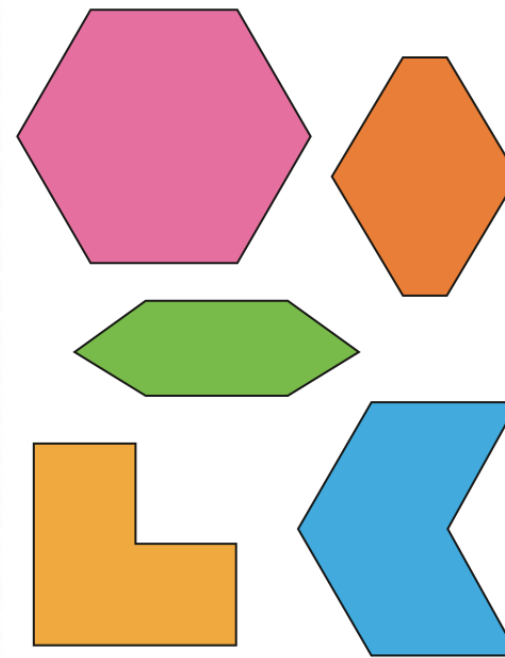
Pentagons



Any shape with 5 sides and 5 corners (vertices) is a pentagon.

Any shape with 6 sides and 6 corners (vertices) is a hexagon.

Hexagons



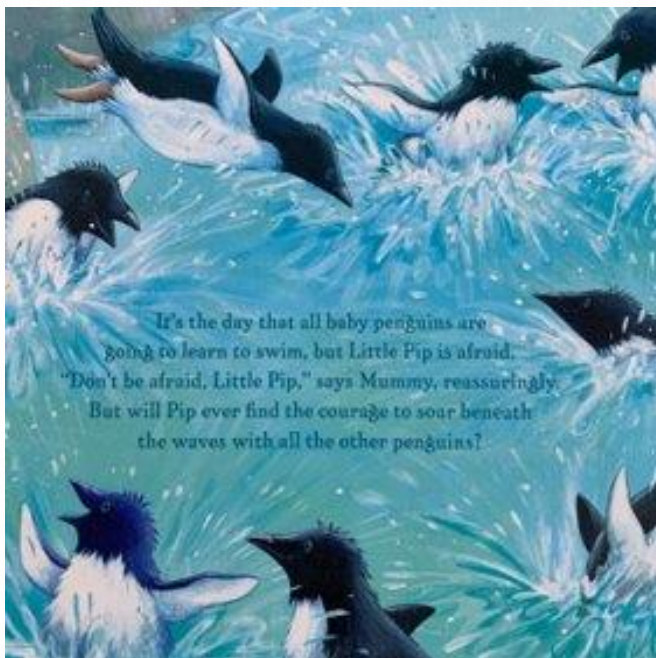
If a shape is in a different orientation, it doesn't change which shape it is.

Can you have a discussion with your grown-up about what is the same and what is different?

Challenge: can you find any funny shaped pentagons, hexagons or triangles in your house?

Fabulous Friday

English



We have finished our book!

Now I would like you to let me know what you thought of it.

You can either print off this book review or draw your own on paper or in your book.

Don't forget to write your answers in full sentences. 😊

My Book Review

Title: _____

Author: _____

Did you like the book?

Rate the book by colouring in the stars.



What was your favourite part?

Draw your favourite scene from the book.

A large, empty rectangular box with a black border, designed for a child to draw their favorite scene from the book.

Fabulous Friday

Daily
sentence



Here is Plip!

What has she been up to today?

We can't wait to see your sentences!

It is very important that your sentence begins with a capital letter, has spaces between words and ends with a full stop.

Can you challenge yourself to use the conjunctions 'and' or 'because'?

Fabulous Friday

Phonics

Today we are going to play
tricky word 'splat'!

Watch the video on Tapestry
to find out how to play the
game.

Year 1 Common Exception Words

the
a
do
to
today
of
said
says
are
were
was

is
his
has
I
you
your
they
be
he
me
she

no
go
so
by
my
here
there
where
love
come
some

one
once
ask
friend
school
put
push
pull
full
house
our



www.twinkl.co.uk

Across the week please help your child to read and spell the Year 1 Common Exception words and tricky words (which can be found on the next slide)

Phase 2 to 5 Tricky Words

Phase 2	Phase 3	Phase 4	Phase 5
I no the to go into	he she we me be you are her was all they my	said have like so do some come little one were there what when out	oh Mrs people their called Mr looked asked could



visit [twinkl.com](https://www.twinkl.com)

a b c d e f

g h i j k l

m n o p q

r s t u v w


x y z

Cursive handwriting

Please keep practising your letter formation. You could use the handwriting PowerPoint to help you.

You will find it on the school Website in the Year 1 Home Education section

[Year 1 - Woodston Primary School](#)



Please use the free phonics games on the phonics play website. Your child will be familiar with these as they are a regular feature in our classroom teaching! Try the different phases to give yourself a challenge.

<https://www.phonicsplay.co.uk/resources>

Have fun!





Well done everyone!

What a lot of learning you have done this week! Thank you too to the grown ups or brothers and sisters who have helped you. We have loved seeing your learning on Tapestry!

Have a lovely half-term! There is no home education next week – have a lovely holiday. Get outside and enjoy the signs of Spring! We will pop some activity ideas on the website in case you get bored 😊.

