



# Home Learning

Week beginning 22nd February 2021

- Daily jobs – 4 little jobs to do each day.
- Different activities for each day, starting this week with Marvellous Monday. We are continuing with our Power of Reading Book, so we will be doing lots of exciting learning.

Please upload to  
tapestry DAILY,  
so we can  
support you as  
necessary.

# What is going to be uploaded onto tapestry this week...

	Monday	Tuesday	Wednesday	Thursday	Friday
Videos to look out for on tapestry each week					
	Introduction to the week	Phase 2 phonics	Phase 2 phonics	Phase 2 phonics	Phase 2 phonics
	Certificates				
	Phase 2 phonics	Phase 3 phonics	Phase 3 phonics	Phase 3 phonics	Phase 3 phonics
	Phase 3 phonics	Number flashcards	Finger Rhymes	Planting and growing	Live session
	Storytime	Storytime	Storytime	Storytime	Storytime



# This week's daily jobs:

- ▶ Every day, when you are doing a piece of work. Don't forget to write your name on it.
- ▶ Funky Fingers: Can you spoon dried rice (or anything else you have around the house) into a cup. (Pick your favourite song, and carry on until the song ends)
- ▶ Draw a picture. (maybe you could do this whilst your grown-ups are making some lunch and having a rest)
- ▶ Read a story with a grown up and talk about it. (Do you like to have a bedtime story?)


Don't  
forget  
your daily  
upload to  
tapestry



# Marvellous Monday – Phase 2

## Phonics

Mr Smith will help you in this video. <https://youtu.be/uJPX3Lgs1EY>



Can you be a  
robot and segment  
the pictures into  
their sounds?



# Marvellous Monday – Phase 2

Phonics




Use the Phonics Play website to have a go at matching some words and pictures. Make sure you click on phase 2.

<https://www.phonicsplay.co.uk/resources/phase/2/pick-a-picture>




# Marvellous Monday – Phase 3

## Phonics



Can you be a robot  
and segment the  
pictures into their  
sounds?

Can you remember  
what any of the  
sounds look like?



Don't forget you can watch Mr Smith's phonics with this  
link: <https://youtu.be/e7KXtXvZMXo>

# Marvellous Monday 😊

## Maths

•Today we are going to estimate different capacities around the house. Ask your grown up nicely if they can write down your estimations ready for tomorrows activity.

•How many cups of water do you think it will take to fill a cereal bowl?



•How many cups of water do you think it will take to fill a saucepan?




•How many cups of water do you think it will take to fill a watering can?



•How many cups of water do you think it will take to fill your bath?



# Marvellous Monday 😊



Have a look at the front cover of this book.

Tell your grown up what you can see in the picture.

Where do you think the little girl is? Do you think she lives in Peterborough? Why/why not?

What animal can you see in the background?

Literacy

Don't forget  
tapestry!





# This week's daily jobs:


- ▶ Every day, when you are doing a piece of work. Don't forget to write your name on it.
- ▶ Funky Fingers: Can you spoon dried rice (or anything else you have around the house) into a cup. (Pick your favourite song, and carry on until the song ends)
- ▶ Draw a picture. (maybe you could do this whilst your grown-ups are making some lunch and having a rest)
- ▶ Read a story with a grown up and talk about it. (Do you like to have a bedtime story?)

Don't  
forget  
your daily  
upload to  
tapestry



# Terrific Tuesday – Phase 2

## Phonics



Can you be a robot and segment the pictures into their sounds?

Can you remember what any of the sounds look like?



<https://youtu.be/2kURZcOD1Tc> to see Mr Smith do phonics.

# Terrific Tuesday – Phase 2

Phonics

Have a go at this game today. Some of the cards turn over quickly but don't worry.

## ake a atch

### Phase 2 (Week 1 - 3)

Click on two cards to turn them over. Can you find a pair with a matching picture and word? If you don't make a match, the cards will turn back over. How quickly can you find all the pairs?



<https://www.phonicsplay.co.uk/resources/phase/2/matching-ph2w13>

# Terrific Tuesday – Phase 3

Have a go at phase 3 digraphs and see if you can find the right picture.

<https://www.phonicsplay.co.uk/resources/phase/3/pick-a-picture>



Phonics

Have a look at Mr Smith's phonics [https://youtu.be/BoSi7D\\_AaKE](https://youtu.be/BoSi7D_AaKE)



# Terrific Tuesday 😊

## Maths

- ▶ Have a look at your estimations you made yesterday! Let's do an experiment and see if you were correct...
- ▶ You may need your grown ups help.
- ▶ Find a cup and some water and off you go!

- ▶ How many cups of water does it take to fill a cereal bowl?



- ▶ How many cups of water does it take to fill a saucepan?



- ▶ How many cups of water does it take to fill a watering can?



- ▶ How many cups of water does it take to fill your bath?



# Terrific Tuesday

For PE this week we will be dancing with Koo Koo Kangaroo. Here are 4 of our favourite dances for you to have a go at.

<https://www.youtube.com/watch?v=ok7V1pWtRzs>

<https://www.youtube.com/watch?v=lmhi98dHa5w>

<https://www.youtube.com/watch?v=tbPGvZDNoY0>

[https://www.youtube.com/watch?v=\\_bFPdr5xmlI](https://www.youtube.com/watch?v=_bFPdr5xmlI)



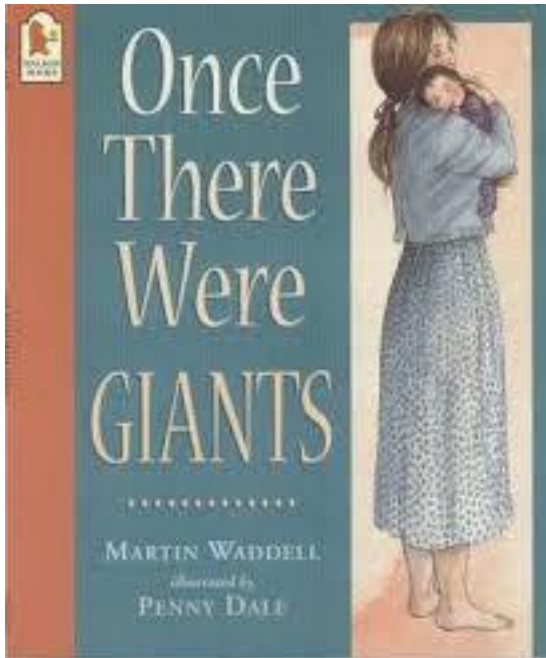
PE

# How Have I Changed?

Science

Watch the story 'Once There Were Giant's' on YouTube

<https://www.youtube.com/watch?v=PM20Kb7hfk0>



- Can you find a picture of yourself when you were a baby?
- How have you changed?
- What can you do now that you couldn't do when you were a baby?

Don't  
forget your  
daily  
upload to  
tapestry



# This week's daily jobs:

- ▶ Every day, when you are doing a piece of work. Don't forget to write your name on it.
- ▶ Funky Fingers: Can you spoon dried rice (or anything else you have around the house) into a cup. (Pick your favourite song, and carry on until the song ends)
- ▶ Draw a picture. (maybe you could do this whilst your grown-ups are making some lunch and having a rest)
- ▶ Read a story with a grown up and talk about it. (Do you like to have a bedtime story?)


Don't  
forget your  
daily  
upload to  
tapestry



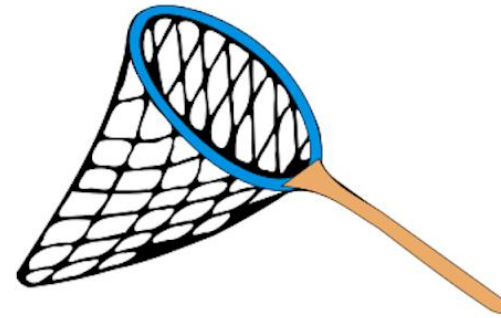


# Wonderful Wednesday – Phase 2

## Phonics



Can you be a robot and segment these pictures into their sounds. Write down the sounds that you can hear.



Don't forget  
tapestry!

Mr Smith will help you:

[https://youtu.be/R62\\_miF6All](https://youtu.be/R62_miF6All)

# Wonderful Wednesday – Phase 2

<https://www.phonicsplay.co.uk/resources/phase/2/matching-ph2w4>

Phonics



We're going to have a go at matching some words to pictures again.  
Some of the cards turn over really quickly but don't worry!

# Wonderful Wednesday – Phase 3

Phonics



<https://www.phonicsplay.co.uk/resources/phase/2/picnic-on-pluto>

Mr Smith might be able to help you! <https://youtu.be/wFTvbMVuDGg>

Don't  
forget  
tapestry!

# Wonderful Wednesday 😊

Maths

- ▶ This week we are going to be exploring capacity.
- ▶ We are going to talk to our grown up about different capacities and explore the correct vocabulary.

**full**



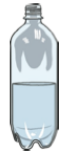
**empty**



**half full**



**half empty**



**nearly full**



**nearly empty**



- ▶ Once you have looked through them all and discussed them with a grown up, see if you can tell your grown up the capacity once they have covered up the word.



# Wonderful Wednesday



Literacy

## Trying New Things

Today we would like you to try a type of fruit that you have never tried before.



What did you try?

Draw a picture of your new fruit.

Label your picture with the name of the fruit.

Write a caption or sentence to tell us if you liked it.

Write a caption or sentence to tell us what it tasted like.



Don't forget  
your daily  
upload to  
tapestry



# This week's daily jobs:

- ▶ Every day, when you are doing a piece of work. Don't forget to write your name on it.
- ▶ Funky Fingers: Can you spoon dried rice (or anything else you have around the house) into a cup. (Pick your favourite song, and carry on until the song ends)
- ▶ Draw a picture. (maybe you could do this whilst your grown-ups are making some lunch and having a rest)
- ▶ Read a story with a grown up and talk about it. (Do you like to have a bedtime story?)



Don't  
forget  
your daily  
upload to  
tapestry

# Thrilling Thursday

- ▶ Watch out for a video being uploaded to Tapestry.
- ▶ Today you are going to be planting your seeds.
- ▶ Can you think about all the different things seeds need to grow?




Planting  
and  
growing

# Thrilling Thursday 😊

Maths

- Think back to yesterday..

full



empty



half full



nearly empty



half empty



nearly full



- Now, see if you can fill a cup like these pictures. Ask your grown up to challenge you. If they tell you to fill your cup half full- you need to try and remember what half full looks like.



# Thrilling Thursday 😊

Today we are going to watch the video of Handa's Surprise. You need to remember to stop the video playing when the antelope takes the avocado out of the basket (it is the last piece of fruit in the basket).



<https://www.youtube.com/watch?v=ocnRQi89nK8&t=122s>

What do you think will happen next?  
Who is going to be surprised?  
What will the surprise be?

Add a video of yourself answering  
the questions to Tapestry or ask  
your grown up to tell us your  
answers on Tapestry!

*Literacy*

Don't  
forget  
tapestry!

# Thrilling Thursday – Phase 2

We're playing cross the river! Lay out a piece of fabric in the room. Ask your grown up to sound out the pictures. You can cross the river if you can say the words. If you're getting really good at it, you can swap and try segmenting as well.



Phonics

Don't  
forget  
tapestry!

Mr Smith will help you: <https://youtu.be/0sjci9nFM-s>

# Thrilling Thursday – Phase 2

<https://www.phonicsplay.co.uk/resources/phase/2/matching-ph2w5>

Phonics



## Phase 2 (Week 5)

Click on two cards to turn them over. Can you find a pair with a matching picture and word? If you don't make a match, the cards will turn back over. How quickly can you find all the pairs?





# Thrilling Thursday – Phase 3

We're playing cross the river! Lay out a piece of fabric in the room. Ask your grown up to sound out the pictures. You can cross the river if you can say the words. If you're getting really good at it, you can swap and try segmenting as well. Write down any sounds you can remember.



Here's Mr Smith to help you <https://youtu.be/O3QSG7sEnC0>



# This week's daily jobs:

- ▶ Every day, when you are doing a piece of work. Don't forget to write your name on it.
- ▶ Funky Fingers: Can you spoon dried rice (or anything else you have around the house) into a cup. (Pick your favourite song, and carry on until the song ends)
- ▶ Draw a picture. (maybe you could do this whilst your grown-ups are making some lunch and having a rest)
- ▶ Read a story with a grown up and talk about it. (Do you like to have a bedtime story?)



Don't  
forget  
your daily  
upload to  
tapestry



# Fantastic Friday 😊

- ▶ Think back to yesterday..
- ▶ Today, your grown ups are going to fill up the cup.
- ▶ You need to point to the picture and try and remember the correct word to describe the capacity.

full



half full



nearly empty



nearly full



half empty



empty



Maths

# Fantastic Friday 😊

<https://www.youtube.com/watch?v=ocnRQi89nK8&t=124s>



Watch Handa's Surprise  
from start to finish.  
Were you right about  
what happened next?

Draw and label a  
picture of your  
favourite part of  
the story.

Literacy

Don't  
forget  
tapestry!

# Fantastic Friday😊

We're going to practice writing tricky words today!  
You can play a game to help you such as Quickwrite  
or Splat. It's your choice!

Mr Smith has a video to help you <https://youtu.be/AMVjHvrw00I>

I

no

the

go

to

into

Phonics

Don't  
forget  
tapestry!

Remember that the **tricky** sound is in **red**. It shows that the letter is making a different sound than it normally does! Don't get tricked by the tricky letters and sounds!

See Mr Smith try and learn these words

<https://youtu.be/8dOTI6iLR7U>

AND... here are two new tricky words which you have not learnt yet!

Phonics

we me he she my

be are all they was

Remember that the **tricky** sound is in **red**. It shows that the letter is making a different sound than it normally does! Don't get tricked by the tricky letters and sounds!

Ask your grown up to tell you what the words are,  
see if you can have a go at writing them and remembering them.  
If you get stuck, have a look at the sounds in blue, they give you a little clue!



# Well done everyone!

Well done for completing your first week back! Remember to keep uploading to Tapestry each day. We love seeing your work.

