

Home Education

Week beginning: 22.02.21

- Daily jobs – 4 little jobs to do each day.
- Different activities for each day, starting this week with Marvellous Monday. We are continuing to study our new book this week, so we have lots of exciting learning to do as well as some maths and phonics.

Please add
observations/photos
of English and maths
work each day to
Tapestry

This week's daily jobs!

Reading: please continue to read with your child daily. You could read any books that you have at home, magazines, comic books or anything else that you have access to. Oxford Owl have some free home learning reading activities: <https://www.oxfordowl.co.uk>

Creative: We have now finished our learning about Emperor penguins. Your task over the course of this week is to make a model of an Emperor penguin. You could use junk modelling, Lego, fabric or anything else that you can think of.

Handwriting: This week we are joining letters. Watch our video on Tapestry each day. Today we are joining the 'q'.

Exercise: Can you complete Mr Gray's PE challenge? Choose an activity to do each day and see if you can beat the teacher's scores?

<https://www.woodstonprimary.org.uk/page/?title=PE&pid=86>

Marvellous Monday

Maths

Recognise and name 3-D shapes


1 Match each shape to its name.



sphere



cone



cuboid



pyramid



cylinder



cube

Please watch the following video and then have a go at the sheet:

<https://vimeo.com/476287832>

Now look closer at the 3d shapes. Can you spot any of the 2d shapes we looked at in the last lessons?



Rectangle



Circle



Square



Triangle

Marvellous Monday

English



Crow saw it first. The strange white creature,
carried upon the dark waves towards the shore.

Look at the picture and read the sentence. Have a discussion with a grown up.

What can you see?
What do you notice?
Does anything puzzle you?
Does it remind you of anything you have seen before?

"Crow saw it first. The strange white creature, carried upon the dark waves towards the shore."

Marvellous Monday

Daily
sentence



Here is Plip!

What has she been up to today?

We can't wait to see your sentences!

It is very important that your sentence begins with a capital letter, has spaces between words and ends with a full stop.

Can you challenge yourself to use the conjunctions 'and' or 'because'?

Marvellous Monday

Phonics

Yes/no questions

Read the questions.

Is the answer yes or
no?

Can a hammer chop wood?

Will a ship sail on a road?

Can ducks see fish in rivers?

Can you hear bees buzzing


now?

Can a coat hang on a hook?

Butterfly Tricky Word Colouring

Read the tricky words and colour the butterflies using these clues.

people=red looked=blue their=yellow could=green called=orange Mr=purple



This week's daily jobs!

Reading: please continue to read with your child daily. You could read any books that you have at home, magazines, comic books or anything else that you have access to. Oxford Owl have some free home learning reading activities: <https://www.oxfordowl.co.uk>

Creative: We have now finished our learning about Emperor penguins. Your task over the course of this week is to make a model of an Emperor penguin. You could use junk modelling, Lego, fabric or anything else that you can think of.

Handwriting: This week we are joining letters. Watch our video on Tapestry each day. Today we are joining the 'e'.

Exercise: Can you complete Mr Gray's PE challenge? Choose an activity to do each day and see if you can beat the teacher's scores?

<https://www.woodstonprimary.org.uk/page/?title=PE&pid=86>

Tremendous Tuesday

Maths

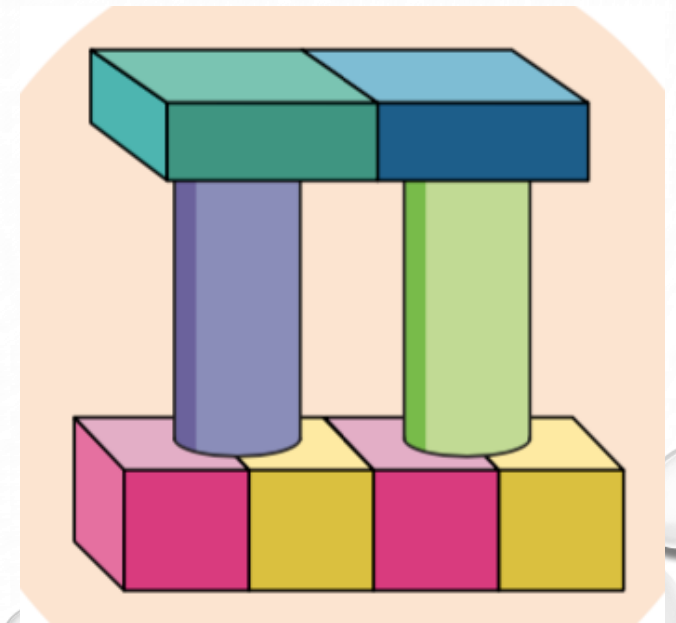
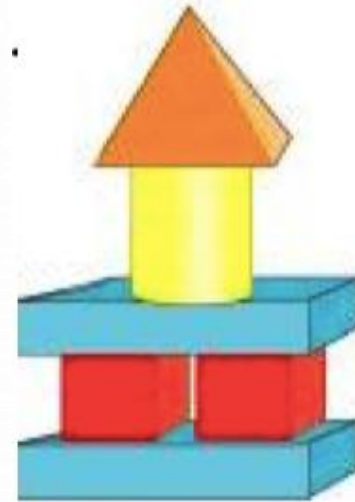
Use 3-D shapes to build a tower.

Which shapes are best for the bottom of the tower?

Which shapes can only go on the top of the tower?

Can you use any of the shapes only on one orientation?

(If you haven't got any wooden/plastic blocks then look at the pictures to the right and discuss the answers with an adult.)



Tremendous Tuesday

English

Using what you already know about Polar Bears can you fill in the first two columns of the grid below.

What I know about polar Bears:	What I would like to know:	What I have found out:



Tremendous Tuesday

Daily
sentence


Here is Plip!

What has she been up to today?

We can't wait to see your sentences!

It is very important that your sentence begins with a capital letter, has spaces between words and ends with a full stop.

Can you challenge yourself to use the tricky word 'looked'?



Tremendous Tuesday

Phonics

Sentence Substitution

Swap the underlined word with a word in the box to change the sentence.

Carl sat down on the carpet.

The sheep are in the shed.

I can see a toad on the road.

She has had lots of books.

They might meet in the town.

pool goats moon boots

farmyard chair fish car

Read the sentence and draw a picture to go with it.

Children like the seaside.

We can bake a pie today.

They saw that the dog had hurt its paw.

Kay must pay for her new bike.

This week's daily jobs!

Reading: please continue to read with your child daily. You could read any books that you have at home, magazines, comic books or anything else that you have access to. Oxford Owl have some free home learning reading activities: <https://www.oxfordowl.co.uk>

Creative: We have now finished our learning about Emperor penguins. Your task over the course of this week is to make a model of an Emperor penguin. You could use junk modelling, Lego, fabric or anything else that you can think of.

Handwriting: This week we are joining letters. Watch our video on Tapestry each day. Today we are joining the 's'.

Exercise: Can you complete Mr Gray's PE challenge? Choose an activity to do each day and see if you can beat the teacher's scores?

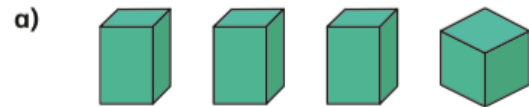
<https://www.woodstonprimary.org.uk/page/?title=PE&pid=86>

Wonderful Wednesday

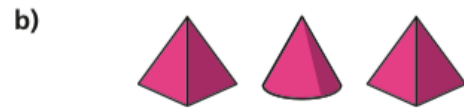
Maths

Sort 3-D shapes

- 1 Circle the odd one out and complete the sentence.

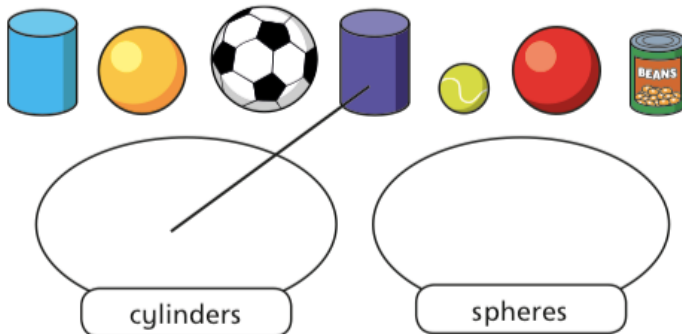


The odd one out is a _____.

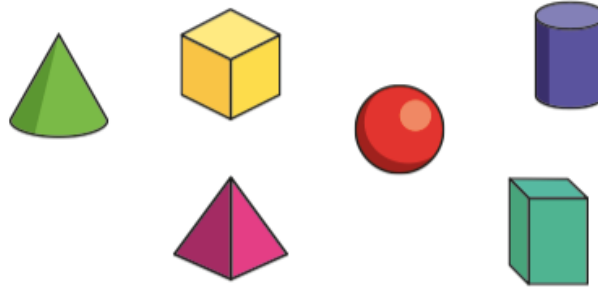


The odd one out is a _____.

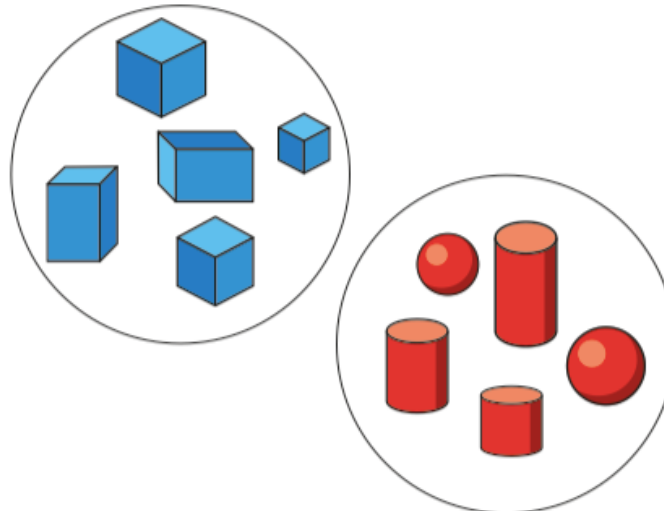
- 2 Draw lines to sort the shapes into groups.
The first one has been done for you.



- 3 Tick the shapes that stack.



- 4 How have the shapes been sorted?



Can you sort the shapes another way?

Please watch the following video
and then have a go at the sheet.

<https://vimeo.com/477200613>

Wonderful Wednesday

English

Using the links below or your own research methods, fill in column 3.

<https://youtu.be/17XRSY4Esx4>

<https://www.wwf.org.uk/learn/fascinating-facts/polar-bears>

What I know about polar Bears:	What I would like to know:	What I have found out:



Wonderful Wednesday

Daily
sentence



Here is Plip!

What has she been up to today?

We can't wait to see your sentences!

It is very important that your sentence begins with a capital letter, has spaces between words and ends with a full stop.

Can you challenge yourself to use the conjunction 'because'?

Wonderful Wednesday

Phonics

Can you find and write all of the 'oi' words?

The Coin in the Soil

Long ago, a boat with a mast set sail. The men on the boat were looking for Poin Land. They had heard that there was gold there. Jack got off the boat and went to look. Bob went to join him. They went to a pond. Next to the pond, there was moist soil. Hidden in the soil, was a gold coin. On top of the soil, there was a jar of poison. Jack did not want to spoil the coin with poison so they got a stick with a point to get the coin. They put it in foil and took it back to the boat.

Read and Draw

Read the words and draw the pictures.

boy

four

autumn

girl

cloud

cake

This week's daily jobs!

Reading: please continue to read with your child daily. You could read any books that you have at home, magazines, comic books or anything else that you have access to. Oxford Owl have some free home learning reading activities: <https://www.oxfordowl.co.uk>

Creative: We have now finished our learning about Emperor penguins. Your task over the course of this week is to make a model of an Emperor penguin. You could use junk modelling, Lego, fabric or anything else that you can think of.

Handwriting: This week we are joining letters. Watch our video on Tapestry each day. Today we are joining the 'f'.

Exercise: Can you complete Mr Gray's PE challenge? Choose an activity to do each day and see if you can beat the teacher's scores?

<https://www.woodstonprimary.org.uk/page/?title=PE&pid=86>

Thrilling Thursday

Maths

Patterns with 2-D and 3-D shapes

1 Draw the next 2 shapes in each pattern.



2 Which shapes fit in the pattern?



Please watch the following video and complete the sheet.

<https://vimeo.com/477201436>

Can you use some 2d shapes and make your own repeating pattern? If you do not have 2d shapes you could draw your pattern.

Here are some examples:




Thrilling Thursday

English

Using the information you have found out about Polar bears have a go at making your own information book. This will be your draft, your first attempt.

Don't forget that non-fiction books also have pictures, diagrams and photographs. They use caption such as 'Did you know?' try and include these into your book, not forgetting the front cover and title.

There is a book template on the next slide if you wish to use it.
Have fun!!






1

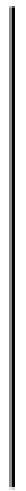

twinkl.com



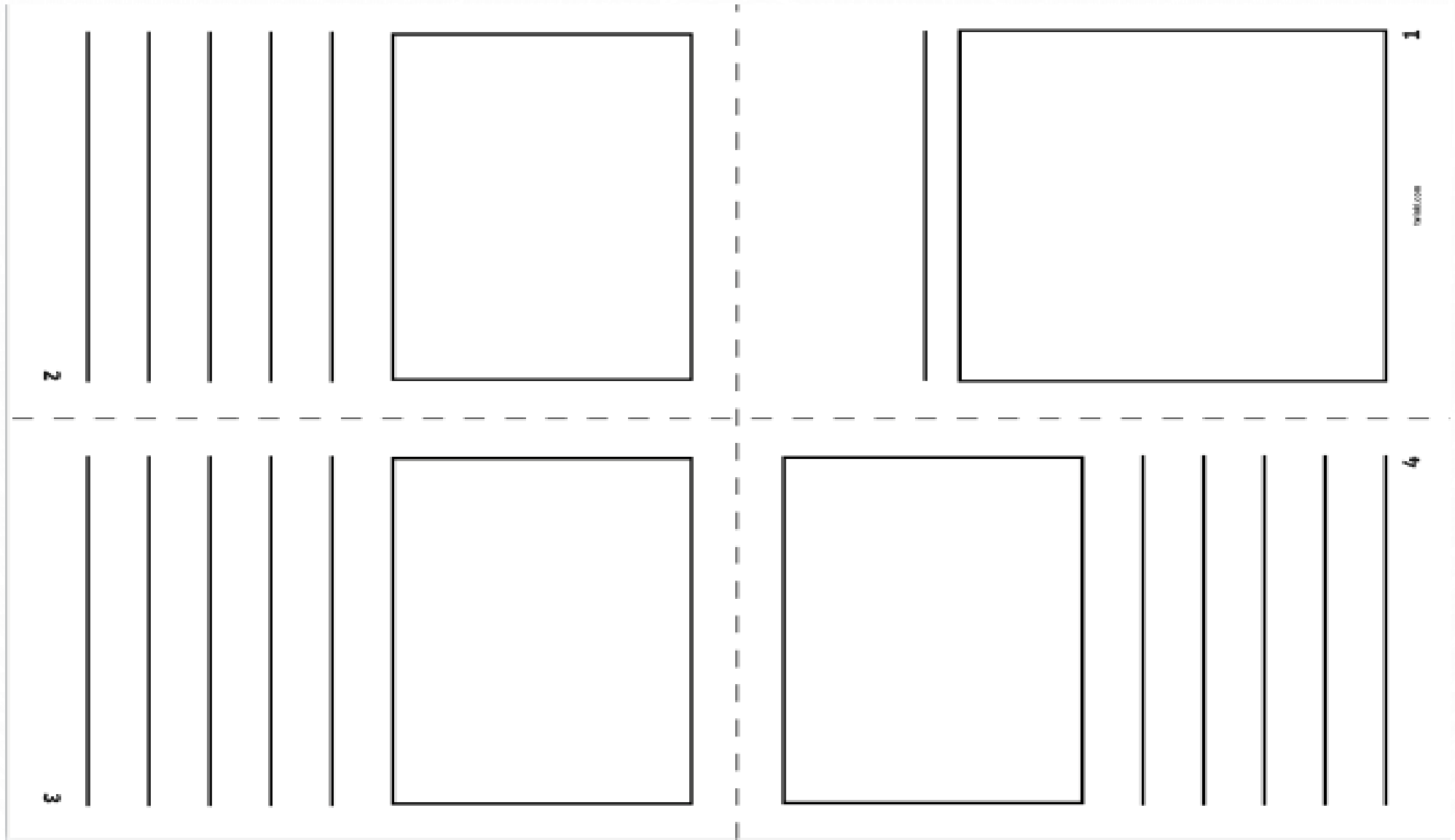
4



2



3



Thrilling Thursday

Daily
sentence

Here is Plip!

What has she been up to today?

We can't wait to see your sentences!


It is very important that your sentence begins with a capital letter, has spaces between words and ends with a full stop.

Can you challenge yourself to use the tricky word 'what'?



Thrilling Thursday

Phonics




at tools. Look the



Pip ball. the hit



to I read. like



fish a tank. in A swims

Read each of the split-
digraph words and write
a sentence with it in.

tube

kite

plate

Pete

cone

This week's daily jobs!

Reading: please continue to read with your child daily. You could read any books that you have at home, magazines, comic books or anything else that you have access to. Oxford Owl have some free home learning reading activities: <https://www.oxfordowl.co.uk>

Creative: We have now finished our learning about Emperor penguins. Your task over the course of this week is to make a model of an Emperor penguin. You could use junk modelling, Lego, fabric or anything else that you can think of.

Handwriting: This week we are joining letters. Today we would like you to practice forming and joining all of the Curly Caterpillar letters: 'a', 'c', 'o', 'd', 'g', 'q', 'e', 's' and 'f'

Exercise: Can you complete Mr Gray's PE challenge? Choose an activity to do each day and see if you can beat the teacher's scores?

<https://www.woodstonprimary.org.uk/page/?title=PE&pid=86>

Fabulous Friday

<https://www.topmarks.co.uk/ordering-and-sequencing/shape-patterns>


Play this game.



Complete the patterns of different coloured 2D shapes. It is a multiple choice game with three levels of difficulty. It is excellent for shape recognition and for problem solving.

In the easier levels you need to continue the pattern, but in the more challenging level 3, you are presented with a sequence with the missing element in different positions. This level in particular, is an excellent problem solving activity

Fabulous Friday



We hope you that you had fun making your book yesterday. Today we are going to have a go at editing. This is a very good skill to learn and you will need to use it lots during your time at school.

Firstly, re-read your book out loud to a grown up and then discuss how you could improve it.

- Did you use capital letters and full stops correctly?
- Did you remember finger spaces?
- Have you included conjunctions such as, 'and' and 'because'?
- Does your writing include adjectives?
- Was the information clear?

Once you have decided how to make your writing, edit your book and then re-write it.

Fabulous Friday

Daily
sentence

Here is Plip!

What has she been up to today?

We can't wait to see your sentences!

It is very important that your sentence begins with a capital letter, has spaces between words and ends with a full stop.

Can you challenge yourself to use the conjunctions 'and' or 'because'?



Fabulous Friday

Phonics

Play Tricky Word Phonics Bingo with
us on Tapestry 😊



Year 1 Common Exception Words

the
a
do
to
today
of
said
says
are
were
was

is
his
has
I
you
your
they
be
he
me
she

no
go
so
by
my
here
there
where
love
come
some

one
once
ask
friend
school
put
push
pull
full
house
our



www.twinkl.co.uk

Across the week please help your child to read and spell the Year 1 Common Exception words and tricky words (which can be found on the next slide)

Phase 2 to 5 Tricky Words

Phase 2	Phase 3	Phase 4	Phase 5
I no the to go into	he she we me be you are her was all they my	said have like so do some come little one were there what when out	oh Mrs people their called Mr looked asked could

a b c d e f

g h i j k l

m n o p q

r s t u v w


x y z

Cursive handwriting

Please keep practising your letter formation. You could use the handwriting PowerPoint to help you.

You will find it on the school Website in the Year 1 Home Education section

[Year 1 - Woodston Primary School](#)



Please use the free phonics games on the phonics play website. Your child will be familiar with these as they are a regular feature in our classroom teaching! Try the different phases to give yourself a challenge.

<https://www.phonicsplay.co.uk/resources>

Have fun!





Well done everyone!

What a lot of learning you have done this week! Thank you too to the grown ups or brothers and sisters who have helped you. We have loved seeing your learning on Tapestry!

