



Home Learning

Week beginning 1st March 2021

- Daily jobs – 4 little jobs to do each day.
- Different activities for each day, starting this week with Marvellous Monday. We are continuing with our Power of Reading Book, so we will be doing lots of exciting learning.

Please upload to
tapestry DAILY,
so we can
support you as
necessary.

What is going to be uploaded onto tapestry this week...

	Monday	Tuesday	Wednesday	Thursday	Friday
Videos to look out for on tapestry each week					
	Introduction to the week	Phase 2 phonics	Phase 2 phonics	Phase 2 phonics	Phase 2 phonics
	Certificates				
	Phase 2 phonics	Phase 3 phonics	Phase 3 phonics	Phase 3 phonics	Phase 3 phonics
	Phase 3 phonics	Maths-measuring			Live session
	Comparing us to Kenya				
	Storytime	Storytime	Storytime	Storytime	Storytime



This week's daily jobs:

- ▶ Every day, when you are doing a piece of work. Don't forget to write your name on it.
- ▶ Funky Fingers: grab a tea towel or a piece of cloth around the house and play tug of war with someone at home. This will build the grip and strength in your hands. (Pick your favourite song, and carry on until the song ends)
- ▶ Draw a picture. (maybe you could do this whilst your grown-ups are making some lunch and having a rest)
- ▶ Read a story with a grown up and talk about it. (Do you like to have a bedtime story?)

Don't
forget your
daily
upload to
tapestry



Marvellous Monday – Phase 2

Phonics

Mr Smith will help you in this video. <https://youtu.be/xlwhOHHTKjw>

Be a robot and segment these pictures into their sounds. Can you hear any sounds the same?



Marvellous Monday – Phase 2/3

Phonics

<https://www.phonicsplay.co.uk/resources/phase/2/pick-a-picture>




You can choose how tricky you want it to be. You can pick phase 2 or 3 and see how well you get on. If you do well with phase 2, try phase 3.

Marvellous Monday 😊

Maths

- ▶ This week we are going to be exploring different heights and lengths.



- ▶ With your adult see if you can find 3 objects from around the house, and order them from the tallest to the shortest or the longest to the shortest.
- ▶ Make sure all of your objects start in the same place before you decide which one is the tallest or shortest/ longest or shortest.

Marvellous Monday 😊

Have a look at these houses from Kenya. Are they all the same? Do they all look the same as Handa's house? Which house would you like to live in?

You can see more pictures of the houses using the link below.

<https://www.gapminder.org/dollar-street/?topic=homes&countries=ke>



Literacy

Don't
forget
tapestry!



This week's daily jobs:

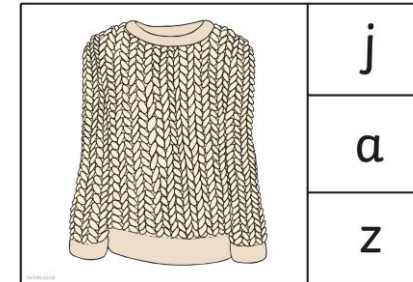





- ▶ Every day, when you are doing a piece of work. Don't forget to write your name on it.
- ▶ Funky Fingers: Can you spoon dried rice (or anything else you have around the house) into a cup. (Pick your favourite song, and carry on until the song ends)
- ▶ Draw a picture. (maybe you could do this whilst your grown-ups are making some lunch and having a rest)
- ▶ Read a story with a grown up and talk about it. (Do you like to have a bedtime story?)

Don't
forget your
daily
upload to
tapestry



Terrific Tuesday – Phase 2

Phonics



Click here to see Mr Smith do phonics <https://youtu.be/kOGuGtMpUG0>

Terrific Tuesday – Phase 2/3

<https://www.phonicsplay.co.uk/resources/phase/2/rocket-rescue>

Phonics




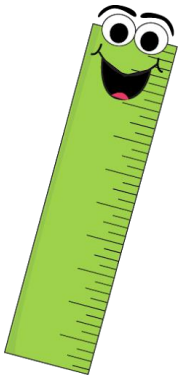
Have a go at sounding out the words and using your keyboard to write them.

You have to think really carefully about the sounds you can hear.

Terrific Tuesday 😊

Maths

- You did really well yesterday!



- Now, see if your grown up can find you 4 or even 5 objects from around the house to order from the tallest to the shortest to the longest.

Terrific Tuesday

Today we will be doing PE with Joe Wicks.

[PE With Joe 2021 | Monday 22nd Feb - YouTube](#)

[YouTubehttps://www.youtube.com/watch?v=-yI7PU5Sxj0](https://www.youtube.com/watch?v=-yI7PU5Sxj0)




PE

How can I keep myself healthy?

Science

What can I do to look after myself?



What foods should I eat?



How do I keep my teeth clean?



Don't
forget your
daily
upload to
tapestry



This week's daily jobs:

- ▶ Every day, when you are doing a piece of work. Don't forget to write your name on it.
- ▶ Funky Fingers: Can you spoon dried rice (or anything else you have around the house) into a cup. (Pick your favourite song, and carry on until the song ends)
- ▶ Draw a picture. (maybe you could do this whilst your grown-ups are making some lunch and having a rest)
- ▶ Read a story with a grown up and talk about it. (Do you like to have a bedtime story?)

Don't forget
your daily
upload to
tapestry



Wonderful Wednesday – Phase 2

See how quickly you can write down the first sounds in the words you can hear in Mr Smith's video.




Mr Smith will help you: <https://youtu.be/lcWFOgM9law>

Phonics

Don't
forget
tapestry!

Wonderful Wednesday – Phase 2

Have a go at writing sounds, words or captions to match the following pictures. If you're feeling brave, you might even want to have a go at a sentence!



Phonics

Wonderful Wednesday – Phase 3

Phonics

Have a go at writing words, captions or even sentences to match the pictures.




Don't
forget
tapestry!

Mr Smith might be able to help you! <https://youtu.be/eMKfnOLMRvo>

Wonderful Wednesday 😊

Maths

- Today we are going to measure some objects from around your house.



- See if you can find 3 objects around the house.
- Using Lego bricks, cubes, clothes pegs or anything else you have around the house, see if you can measure how tall/ long they are.
- For example, a pair of scissors is 4 cubes tall or a laptop is 5 teaspoons.

Wonderful Wednesday

Literacy

Yesterday you looked at some pictures of houses in Kenya. Today we are going to look at some pictures of homes in the United Kingdom. Do all of these houses look the same? Do any of them look like your house? Go for a walk in your local area. Do all of the houses look the same?



Don't forget your daily upload to tapestry



This week's daily jobs:

- ▶ Every day, when you are doing a piece of work. Don't forget to write your name on it.
- ▶ Funky Fingers: Can you spoon dried rice (or anything else you have around the house) into a cup. (Pick your favourite song, and carry on until the song ends)
- ▶ Draw a picture. (maybe you could do this whilst your grown-ups are making some lunch and having a rest)
- ▶ Read a story with a grown up and talk about it. (Do you like to have a bedtime story?)



Don't
forget
your daily
upload to
tapestry



Thrilling Thursday

Today is World Book Day- and we all know how great books are!

Everyone at Woodston Primary School is going to have a competition. There will be a winner in each class. We are going to celebrate by creating a character from our favourite book.

You can make your character using Lego, junk modelling or anything else you have around the house. We would love you to send us a picture so we can put everyone's altogether. You will also get an opportunity to show your friends in your class your online teams session tomorrow.


We cannot wait to see.
Happy World Book Day!



Thrilling Thursday 😊

Maths

- Today we are going to have a go at measuring different objects using our hands or feet.



- Start by drawing around your hand or foot 10 times (you may need a grown up to help you). Cut them out and get ready to use them.
- Can you find something in your house that is 2 hands/feet long?
- Can you find something in your house that is 5 hands/feet tall?
- Can you find something in your house that is 7 hands/feet tall?
- Can you find something in your house that is 10 hands/feet tall?

Thrilling Thursday 😊

Here is a picture of a house from the United Kingdom and a house from Kenya. Label the parts of the houses. What things are the same and what things are different?

Chimney




door



door

<https://www.youtube.com/watch?v=ocnRQi89nK8>

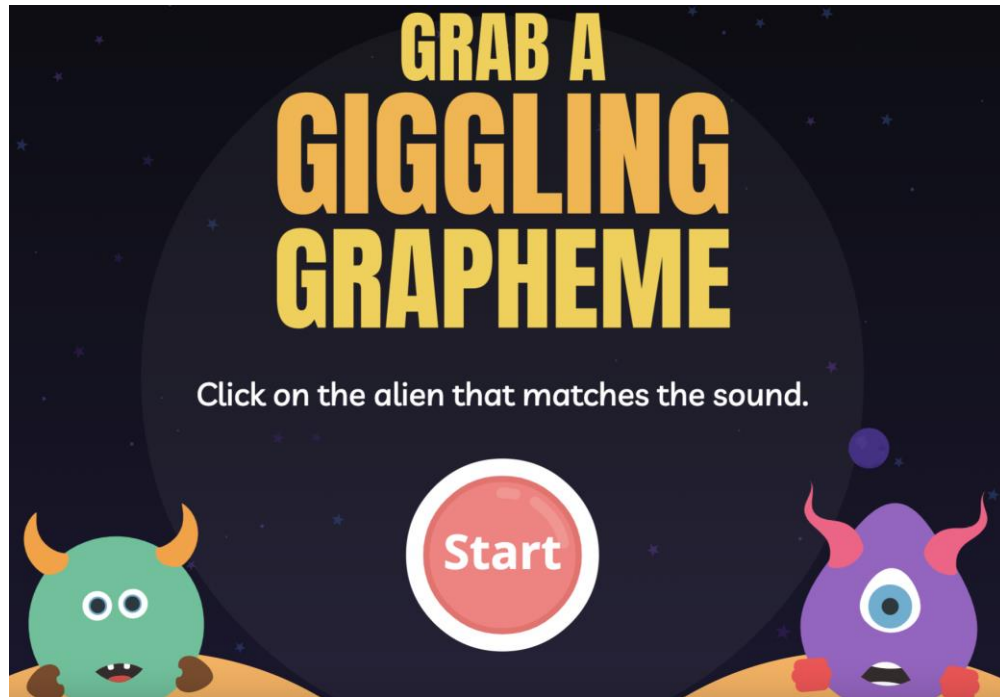


Literacy

Don't
forget
tapestry!

Thrilling Thursday – Phase 2

<https://www.phonicsplay.co.uk/resources/phase/2/grab-a-giggling-grapheme>



If you're getting fed up of Mr Smith and his flash cards. Play this game and see if you can choose the correct sound.

Phonics

Don't
forget
tapestry!

Mr Smith will help you: https://youtu.be/PujR_bbG7FE

Thrilling Thursday – Phase 2

<https://www.phonicsplay.co.uk/resources/phase/2/matching-ph2w4>

Phonics



Phase 2 (Week 5)

Click on two cards to turn them over. Can you find a pair with a matching picture and word? If you don't make a match, the cards will turn back over. How quickly can you find all the pairs?

Have a go at matching some words to pictures.
I have a challenge for you! If the first card to turn around is a picture, try writing what it is.

Thrilling Thursday – Phase 3

<https://www.phonicsplay.co.uk/resources/phase/3/matching-ph3w3>



Phase 3 (Week 3)

Click on two cards to turn them over. Can you find a pair with a matching picture and word? If you don't make a match, the cards will turn back over. How quickly can you find all the pairs?

Have a go at matching the words to the pictures.
If you turn over a picture first, try writing down
the sounds you can hear.

Here's Mr Smith to help you: <https://youtu.be/xsLQLzE0Ja8>



This week's daily jobs:

- ▶ Every day, when you are doing a piece of work. Don't forget to write your name on it.
- ▶ Funky Fingers: Can you spoon dried rice (or anything else you have around the house) into a cup. (Pick your favourite song, and carry on until the song ends)
- ▶ Draw a picture. (maybe you could do this whilst your grown-ups are making some lunch and having a rest)
- ▶ Read a story with a grown up and talk about it. (Do you like to have a bedtime story?)




Don't
forget
your daily
upload to
tapestry

Fantastic Friday 😊

Maths

- ▶ You done so well yesterday! See if you can use a ruler, tape measure or number line to explore standard units.



- ▶ Using your ruler, tape measure or number line, have a go at measuring the following things. Remember to start at 0 and see what number your object goes up too.
- ▶ See if your grown up can draw a line for you to measure.
- ▶ Get a story book- can you measure the characters and write down how tall they are.
- ▶ See if you can keep exploring measuring different objects around your house.

Fantastic Friday 😊


Here are our houses from the United Kingdom and Kenya. Write a Caption to go with each picture. Have a go at writing a sentence about each picture.



Four windows

The house has four windows.

<https://www.youtube.com/watch?v=ocnRQi89nK8>



Literacy

Don't forget
tapestry!

Fantastic Friday 😊

We're going to practice using our tricky words in sentences. We are going to say a sentence then if you're feeling brave have a go at writing it too.

Mr Smith has a video to help you <https://youtu.be/w9E0B-2Kfac>

I

no

the

go

to

into

Phonics

Don't
forget
tapestry!

Remember that the **tricky** sound is in **red**. It shows that the letter is making a different sound than it normally does! Don't get tricked by the tricky letters and sounds!

See Mr Smith try and learn these words

<https://youtu.be/YsDPigiZLws>

Phonics

AND... here are two new tricky words which you have not learnt yet!

we me he she my you

be are all they was her

Remember that the **tricky** sound is in **red**. It shows that the letter is making a different sound than it normally does! Don't get tricked by the tricky letters and sounds!

Ask your grown up to tell you what the words are,
see if you can have a go at writing them and remembering them.
If you get stuck, have a look at the sounds in blue, they give you a little clue!



Well done everyone!

What a lot of learning you have done this week!
Thank you too to the grown ups or brothers and sisters who have helped you. We have loved seeing your learning on Tapestry! We are looking forward to seeing you back in school next week, when we will continue our learning all together and in the same building! Have a lovely weekend!

