

# Home Education

Week beginning: 01.03.21

- Daily jobs – 4 little jobs to do each day.
- Different activities for each day, starting this week with Marvellous Monday. We are continuing to study our new book this week, so we have lots of exciting learning to do as well as some maths and phonics.

Please add  
observations/photos  
of English and maths  
work each day to  
Tapestry

# This week's daily jobs!

Reading: please continue to read with your child daily. You could read any books that you have at home, magazines, comic books or anything else that you have access to. Oxford Owl have some free home learning reading activities: <https://www.oxfordowl.co.uk>

Creative: Decide who your favourite book character is and draw a picture of them.

Handwriting: This week we are joining letters. Watch our video on Tapestry each day. Today we are joining the 'l'.

Exercise: Can you complete Mr Gray's PE challenge? Choose an activity to do each day and see if you can beat the teacher's scores?

<https://www.woodstonprimary.org.uk/page/?title=PE&pid=86>

# Marvellous Monday

Maths


This week we will be looking at measuring length and height ☺

<https://vimeo.com/507943851>

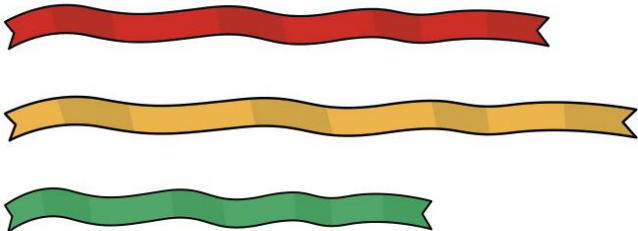
1 a) Which is the taller flower?



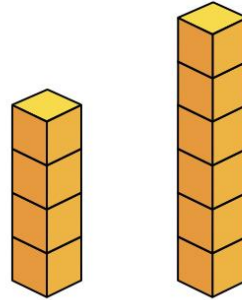
b) Which is the shorter tree?



c) Which is the longest ribbon?



d) Which is the taller tower?




2 Complete the sentences.



- C is longer than \_\_\_\_\_
- \_\_\_\_\_ is the longest train.
- \_\_\_\_\_ is the shortest train.

3 Complete the sentences.



Annie

Rosie

Mo

a) \_\_\_\_\_ is the tallest.

b) Mo is taller than \_\_\_\_\_.

c) \_\_\_\_\_ is the shortest.

Compare the heights of your friends.



# Marvellous Monday



Looking at the picture from last week, refresh your mind by thinking about the following questions:

What do you notice in the picture?

How does the picture make you feel?

What do you like or dislike about the image?

Do you have any questions about the picture?

Later this week, with help from a grown-up, you are going to have a go at writing a poem. Have a look at these example poems in preparation. There are links below to help you (two poems by Michael Rosen).

<https://youtu.be/IsNPrhs22ys>

<https://youtu.be/AUX6TaLA-us>

# Marvellous Monday

Daily  
sentence



Here is Plip!

What has she been up to today?

We can't wait to see your sentences!

It is very important that your sentence begins with a capital letter, has spaces between words and ends with a full stop.

Can you challenge yourself to use the conjunctions 'and' or 'because'?



# Marvellous Monday

## Phonics

Look at the pictures below. Can you use your phase 3 and phase 4 phonics knowledge to write a label for each picture.

As a challenge, can you write a sentence for one or more of the pictures?



## Phonics Boggle

ea	s	ay	o
p	ew	l	n
c	ch	r	b
d	ee	ow	igh

Use the letters in the grid above to make words. Here are some examples:  
clay    sigh    cheap    crayon

How many more words can you make?

# This week's daily jobs!

Reading: please continue to read with your child daily. You could read any books that you have at home, magazines, comic books or anything else that you have access to. Oxford Owl have some free home learning reading activities: <https://www.oxfordowl.co.uk>

Creative: On Thursday during English you will be making your favourite book character. Today it is time to plan! What are you going to make it out of? What will you need? How will you join it together?

Handwriting: This week we are joining letters. Watch our video on Tapestry each day. Today we are joining the 'i'.

Exercise: Can you complete Mr Gray's PE challenge? Choose an activity to do each day and see if you can beat the teacher's scores?

<https://www.woodstonprimary.org.uk/page/?title=PE&pid=86>

# Tremendous Tuesday

Maths

Today we are going to be measuring using non-standard units. Watch this video:

<https://vimeo.com/507969952>

Can you measure some things in your house? You can measure using pasta, Lego blocks, paperclips, cars etc.

Remember – they all need to be the same size and you can't leave spaces between them!

You could record your findings in a table like the one below 😊

Object	How many paperclips long
spoon	8
cup	5
remote control	12



# Tremendous Tuesday

English



Working with a partner/grown-up make a list of different things that you can see in the picture above. Can you think of one or two adjectives to describe each one?

E.g. mountain – tall, jagged, pointed

# Tremendous Tuesday

Daily  
sentence

Here is Plip!

What has she been up to today?

We can't wait to see your sentences!

It is very important that your sentence begins with a capital letter, has spaces between words and ends with a full stop.

Can you challenge yourself to use the tricky word **'looked'**?






# Tremendous Tuesday

Phonics

## I-spy

tent



hand

gift

milk

nest

belt

shelf

sink

Write a label for each picture.

Now choose 2 pictures and write a sentence for each picture.

Write a sentence about the picture.





# This week's daily jobs!

Reading: please continue to read with your child daily. You could read any books that you have at home, magazines, comic books or anything else that you have access to. Oxford Owl have some free home learning reading activities: <https://www.oxfordowl.co.uk>

Creative: Gather together all of the resources you will need to make your book character for tomorrow.

Handwriting: This week we are joining letters. Watch our video on Tapestry each day. Today we are joining the 't'.

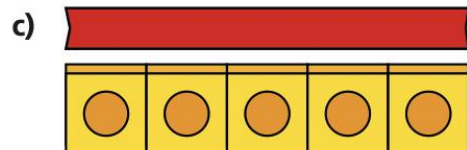
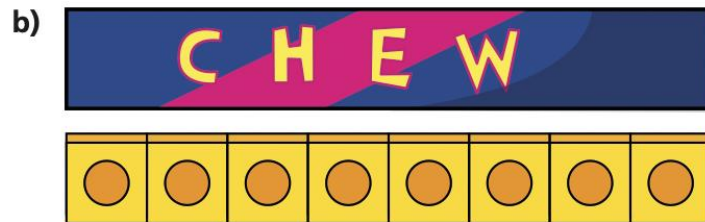
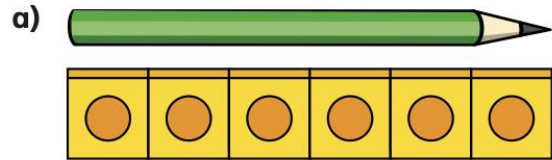
Exercise: Can you complete Mr Gray's PE challenge? Choose an activity to do each day and see if you can beat the teacher's scores?

<https://www.woodstonprimary.org.uk/page/?title=PE&pid=86>

# Wonderful Wednesday


Maths

1 How many cubes long is each object?

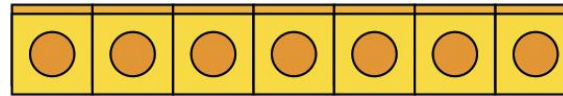


d) Use cubes to measure some objects in your classroom.

2

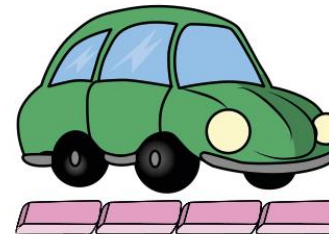
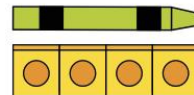


The pen is  
7 cubes long.



Do you agree with Rosie?  
Talk about it with a partner.

3 Tommy is measuring objects.



The car and  
the crayon are the  
same length.

Do you agree with Tommy?

Watch the video below:

<https://vimeo.com/508439670>

Now have a go at the sheet.

# Wonderful Wednesday

English

Using the list of words you made yesterday, cut a strip of paper for each word. Put each word into a sentence using a selection of verbs, prepositional phrases and adjectives.

For example:

Here are the stars, sparkling and distant amidst the endless, blue night sky.

Here are the leaves, gold and red and yellow, trembling in the gentle breeze.

Where is the tide taking me?

Here are the jagged black rocks, threatening and dangerous.

Here are distant mountains, dominating the horizon, so far away.

Who will help me now?

Here is the crow soaring over the dark ocean, glimpsing something unexpected.

Here is the bear drifting on his tiny island of ice, helpless and alone.

Will I ever find my way home again.

You can play about with your sentences, moving each strip of paper to find the best order to put them in. Don't forget that a poem doesn't have to rhyme.  
Have fun!



# Wonderful Wednesday

Daily  
sentence



Here is Plip!  
What has she been up to today?

We can't wait to see your sentences!

It is very important that your sentence begins  
with a capital letter, has spaces between  
words and ends with a full stop.

Can you challenge yourself to use the  
conjunction 'because'?

# Wonderful Wednesday

Phonics

Write a word for each of the sounds below. Challenge yourself to write those words in a sentence.



ai

igh

ee

oa

Write a sentence about one of these pictures:



# This week's daily jobs!

Reading: please continue to read with your child daily. You could read any books that you have at home, magazines, comic books or anything else that you have access to. Oxford Owl have some free home learning reading activities: <https://www.oxfordowl.co.uk>

Creative: Please see today's English lesson! We can't wait to see your creations 😊

Handwriting: This week we are joining letters. Watch our video on Tapestry each day. Today we are joining the 'u'.

Exercise: Can you complete Mr Gray's PE challenge? Choose an activity to do each day and see if you can beat the teacher's scores?  
<https://www.woodstonprimary.org.uk/page/?title=PE&pid=86>



# Thrilling Thursday

Maths

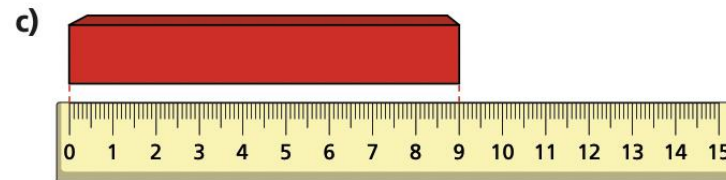
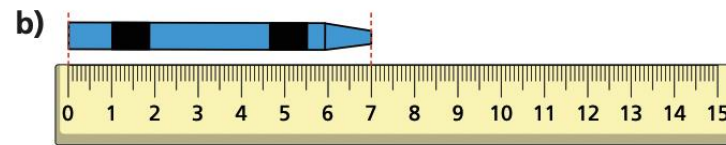
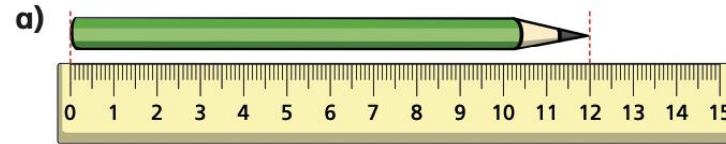
This video introduces how to measure using a ruler

<https://vimeo.com/510394004>

Now watch this video and complete the sheet ☺

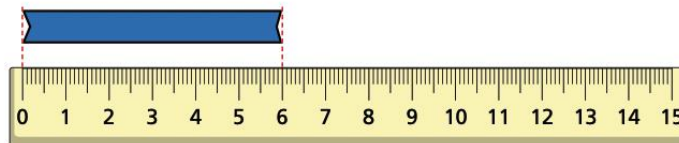
<https://vimeo.com/510394371>

1 How long is each object?

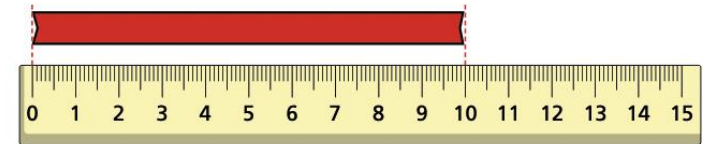


d) Measure the length of other objects in your classroom.

2 a) How long is the blue ribbon?

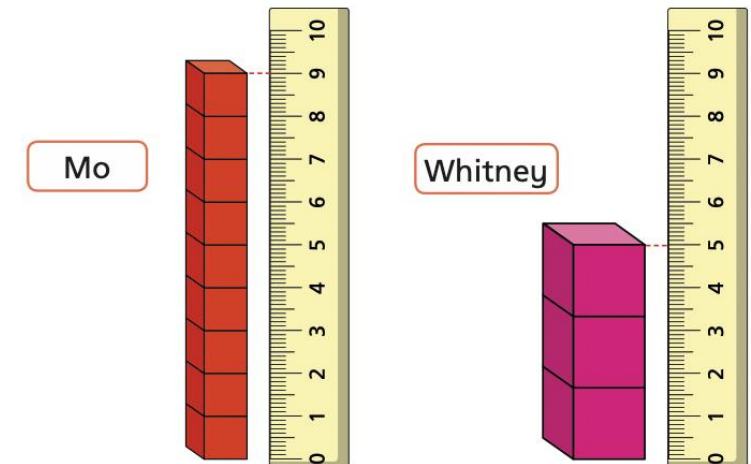


b) How long is the red ribbon?



c) Which piece of ribbon is longer?

3 Mo, Whitney and Eva are building towers.



a) How tall is Mo's tower?

b) How tall is Whitney's tower?


# Thrilling Thursday

English

Today is World Book Day- and we all know how great books are! Everyone at Woodston Primary School is going to have a competition. There will be a winner in each class. We are going to celebrate by creating a character from our favourite book.

You can make your character using Lego, junk modelling or anything else you have around the house. We would love you to send us a picture so we can put everyone's altogether. You will also get an opportunity to show your friends your model on your online Teams session tomorrow.

We cannot wait to see.  
Happy World Book Day!





# Thrilling Thursday

Daily  
sentence

Here is Plip!

What has she been up to today?

We can't wait to see your sentences!

It is very important that your sentence begins with a capital letter, has spaces between words and ends with a full stop.

Can you challenge yourself to use the tricky word 'what'?





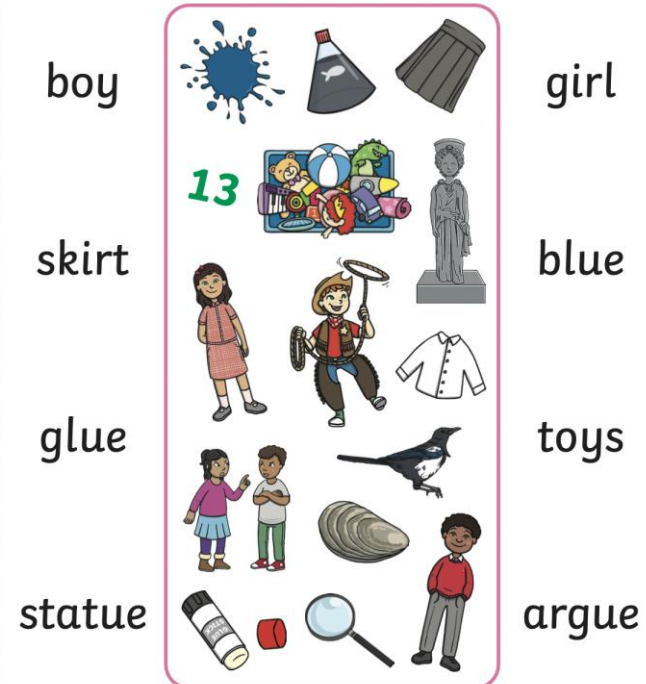
# Thrilling Thursday

Phonics

Write a sentence about one  
or more of the pictures  
below.



## I-spy



Write a label for each picture.

Now choose 2 pictures and write a sentence for  
each picture.

# This week's daily jobs!

Reading: please continue to read with your child daily. You could read any books that you have at home, magazines, comic books or anything else that you have access to. Oxford Owl have some free home learning reading activities: <https://www.oxfordowl.co.uk>

Creative: Today is the day you get to show your story book character to your friends.

Handwriting: This week we are joining letters. Watch our video on Tapestry each day. Today we are joining the 'y'.

Exercise: Can you complete Mr Gray's PE challenge? Choose an activity to do each day and see if you can beat the teacher's scores?

<https://www.woodstonprimary.org.uk/page/?title=PE&pid=86>


# Fabulous Friday

Maths

Now that you know how to use a ruler, it is time for you to get measuring!

Measure some objects in your house.

Can you then order them from the shortest to the longest object?





# Fabulous Friday

English



Today is presentation day.  
When you are happy with the order of your poem  
copy your poem on to a large piece of paper and  
illustrate with your own drawings.

Here are the stars, sparkling and distant amidst the endless, blue night sky.

Here are the leaves, gold and red and yellow, trembling in the gentle breeze.

Where is the tide taking me?

Here are the jagged black rocks, threatening and dangerous.

Here are distant mountains, dominating the horizon, so far away.

Who will help me now?



# Fabulous Friday

Daily  
sentence

Here is Plip!

What has she been up to today?

We can't wait to see your sentences!

It is very important that your sentence begins with a capital letter, has spaces between words and ends with a full stop.

Can you challenge yourself to use the conjunctions 'and' or 'because'?



# Fabulous Friday

Phonics

Join your teachers for a game of Tricky  
Word 'splat' on Tapestry!



**SPLAT!**

Get your splatters ready!



## Year 1 Common Exception Words

the  
a  
do  
to  
today  
of  
said  
says  
are  
were  
was

is  
his  
has  
I  
you  
your  
they  
be  
he  
me  
she

no  
go  
so  
by  
my  
here  
there  
where  
love  
come  
some

one  
once  
ask  
friend  
school  
put  
push  
pull  
full  
house  
our



[www.twinkl.co.uk](https://www.twinkl.co.uk)

Across the week please help your child to read and spell the Year 1 Common Exception words and tricky words (which can be found on the next slide)

# Phase 2 to 5 Tricky Words

Phase 2	Phase 3	Phase 4	Phase 5
I no the to go into	he she we me be you are her was all they my	said have like so do some come little one were there what when out	oh Mrs people their called Mr looked asked could

a b c d e f

g h i j k l

m n o p q

r s t u v w

x y z


## Cursive handwriting

Please keep practising your letter formation. You could use the handwriting PowerPoint to help you.

You will find it on the school Website in the Year 1 Home Education section

[Year 1 - Woodston Primary School](#)





Please use the free phonics games on the phonics play website. Your child will be familiar with these as they are a regular feature in our classroom teaching! Try the different phases to give yourself a challenge.

<https://www.phonicsplay.co.uk/resources>

Have fun!





# Well done everyone!

What a lot of learning you have done this week! Thank you too to the grown ups or brothers and sisters who have helped you. We have loved seeing your learning on Tapestry! We are looking forward to seeing you back in school next week, when we will continue our learning all together and in the same building! Have a lovely weekend!

